



# 2023 Mid-Year Crime and Incident Data

The Naperville Police Department recognizes that awareness is a key factor in the overall safety of a community. Residents who are aware of the types of crimes happening in their city are more likely to practice situational awareness, report suspicious activity to police and take proactive steps to avoid victimization. For that reason, the Naperville Police Department presents the following overview of crime and incident data reported between Jan. 1 and June 30, 2023.

The majority (approximately 65%) of Naperville's reported crime is classified as property crimes, most of which are theft, fraud (which includes identity theft) and vandalism. Crimes against persons make up approximately one-quarter of the total crimes reported in Naperville. In the first six months of 2023, crimes against persons are down while crimes against property are slightly higher than the same time the year before.

Here are a few key take-aways from the mid-year 2023 statistics:

- No homicides have occurred in Naperville in the first half of 2023.
- Most crimes against persons in Naperville fall into the category of simple assaults, and most (74%) of the simple assaults reported in the first six months of 2023 were domestic batteries.
- Twenty-three (23) vehicles were reported stolen in the first half of 2023. Ten (10) were taken from commercial locations; 13 were taken from residential locations. Two out of every three vehicles stolen so far this year are believed to have been unlocked.
- A total of 46 burglaries were reported in the first half of 2023 compared to 60 in the same period last year. Thirty (30) were commercial burglaries, 15 were residential burglaries, and there was one home invasion in which the victim knew the suspect and an arrest was made. We continue to urge residents to lock their belongings to help deter crime, as force was only used in about 13% of residential burglaries and 20% of residential motor vehicle burglaries.
- An increase in drug overdose incidents was recorded with 54 total incidents in the first half of 2023 compared to 22 the same period last year. Six were fatal. Most of these overdose incidents involved prescription drugs. Residents are encouraged to utilize Naperville's Prescription Drug Drop Box Program to rid their homes of unused/expired prescription or over-the-counter medication to help prevent drug overdoses and abuse. Learn more at [www.naperville.il.us/rxdrugdropbox](http://www.naperville.il.us/rxdrugdropbox).
- Fourteen (14) incidents of extortion/blackmail were reported, a significant increase compared to the 2 reported in the first half of 2022. Of the 14 incidents reported so far in 2023, 11 are sextortion cases involving teenage boys sending inappropriate pictures of themselves to an unknown person, who then threatens to release the photos publicly unless payment is made. Helpful information and resources about sextortion for both teens and caregivers are available at [www.fbi.gov/sextortion](http://www.fbi.gov/sextortion).
- Incidents involving firearms have decreased slightly in the first half of 2023, with 75 illegal firearms seized in the first half of 2023 compared to 99 seized in the same period last year. Similarly, confirmed shootings within Naperville city limits are down, with five confirmed in 2023 versus 6 in 2022. However, our officers continue to find illegal firearms in the hands of people who have lost the privilege to carry them in this state, and we will continue to pursue illegal guns to keep our community safe.

As we enter the second half of 2023, we ask that residents continue to practice situational awareness and report suspicious activity or concerning behavior to our department. As the saying goes, if you "See Something, Say Something." That community partnership, along with NPD's proactive efforts, will keep Naperville one of the safest cities of its size in America.

Police Chief Jason Arres



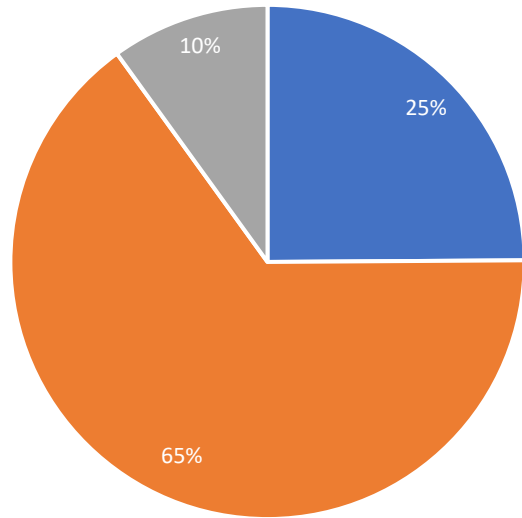
# Crime Statistics

---

2023 MID-YEAR REPORT

JANUARY 1-JUNE 30, 2023

2023 NIBRS Breakdown



■ Crimes Against Persons   ■ Crimes Against Property   ■ Crimes Against Society

# Major Crimes

January 1-June 30, 2023



<b>Crimes Against Persons</b>	<b>2022</b>	<b>2023</b>
Murder/Manslaughter	2	0
Negligent Manslaughter	0	0
Kidnapping/Unlawful Restraint	5	1
Rape	23	11
Sodomy	2	0
Sex Assault with Object	0	0
Fondling	4	2
Incest	0	0
Statutory Rape	0	0
Aggravated Assault	10	15
Simple Assault	458	322
Intimidation	75	139
Human Trafficking, Commercial Sex	0	0
Human Trafficking, Involuntary Servitude	0	0

# Crimes Against Persons

---

January 1-June 30



<b>Crimes Against Property</b>	<b>2022</b>	<b>2023</b>
Robbery	6	10
Burglary	60	46
Pocket-Picking	11	10
Purse Snatching	1	3
Shoplifting	112	166
Theft From Building	39	25
Theft From Coin Op Mach	0	0
Theft From Motor Vehicle (BMV)	83	69
Theft of Motor Vehicle Parts	94	0
All Other Theft	196	245
Motor Vehicle Theft	25	24
False Pretenses/Swindle/Conf Game	143	159
Cred Card/ATM Fraud	3	5
Impersonation	1	8
Welfare Fraud	0	0
Wire Fraud	0	0
Identity Theft	251	268
Hacking/Computer Invasion	1	0
Arson	2	1
Extortion/Blackmail	2	14
Counterfeiting/Forgery	14	29
Embezzlement	0	0
Stolen Property Offenses	1	0
Vandalism/Criminal Damage	128	197
Bribery	0	0

# Crimes Against Property

January 1-June 30



<b><u>Crimes Against Society</u></b>	<b><u>2022</u></b>	<b><u>2023</u></b>
Drug/Narcotic Violations	219	116
Drug Equipment Violations	35	21
<i>Gambling Offenses</i>	0	0
<i>Prostitution Offenses</i>	2	0
Pornography/Obscene Material	0	1
Weapon Law Violations	77	54
Animal Cruelty	0	0

# Crimes Against Society

---

January 1-June 30



# Mental Health Incidents

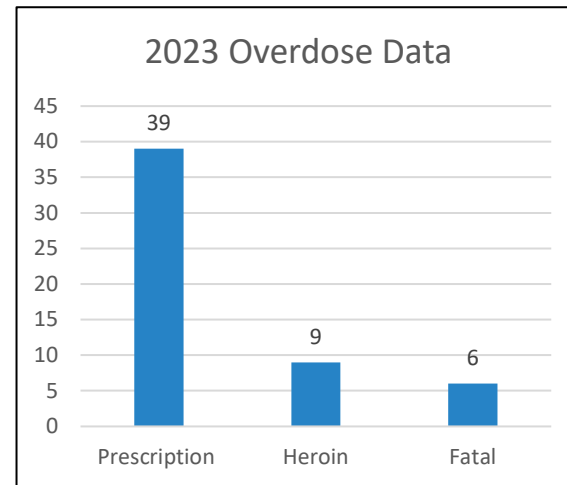
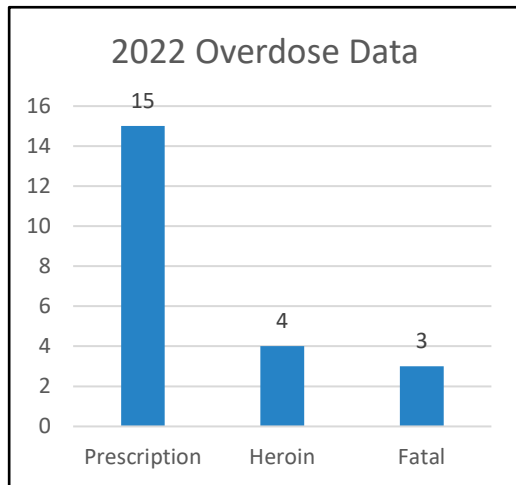
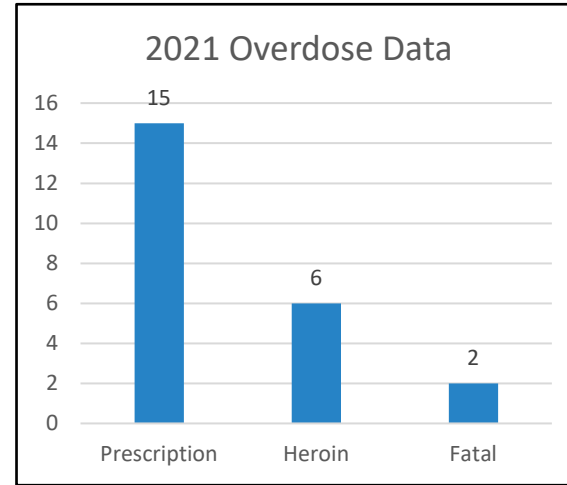
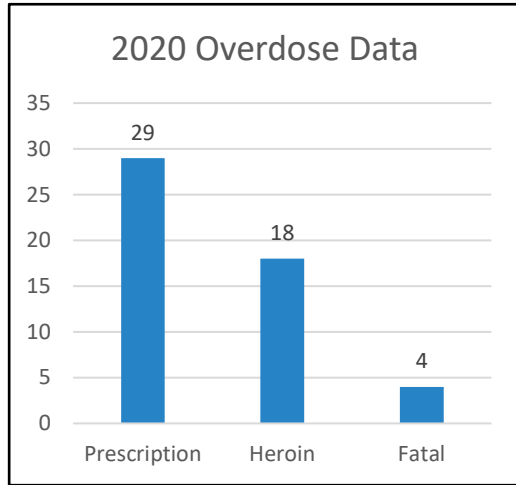
January 1-June 30

Call Type	2020	2021	2022	2023
Other Mental Health Activity	220	337	284	255
Despondent/Suicidal Subject	87	90	53	82
Despondent/Suicidal Transported	99	89	83	93
Suicide	5	1	8	2
Attempted Suicide	42	33	40	49
<b>TOTAL</b>	<b>453</b>	<b>550</b>	<b>468</b>	<b>479</b>

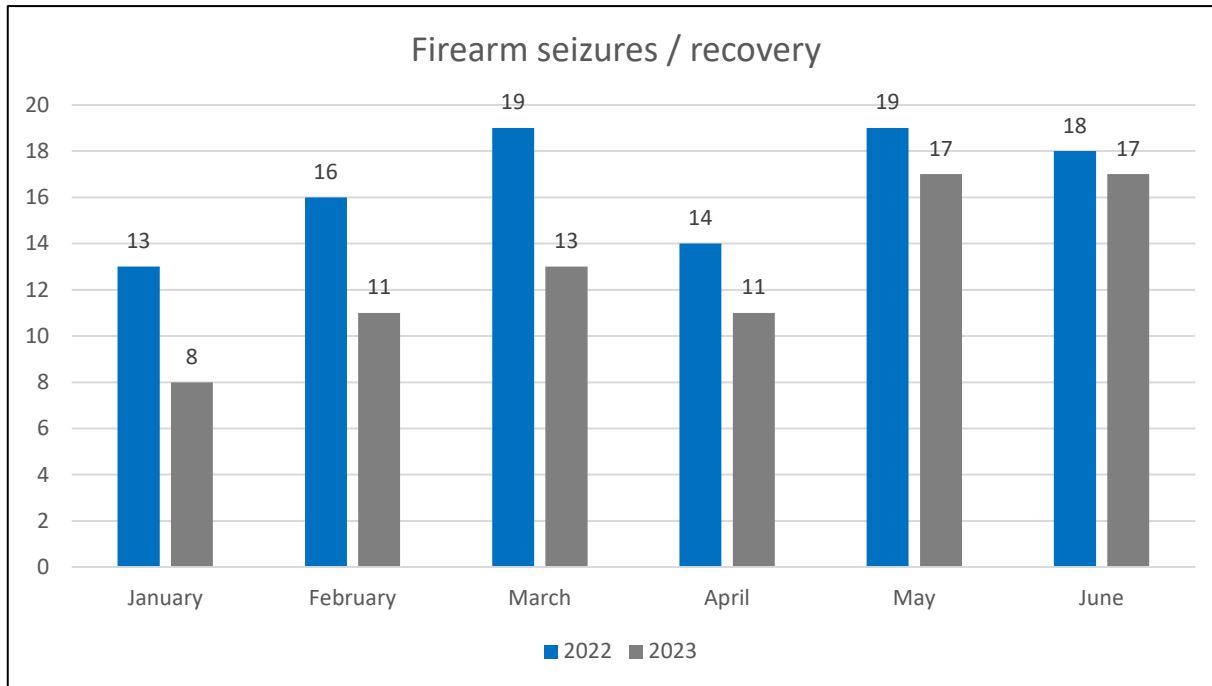


# Drug Overdose Incidents

January 1-June 30



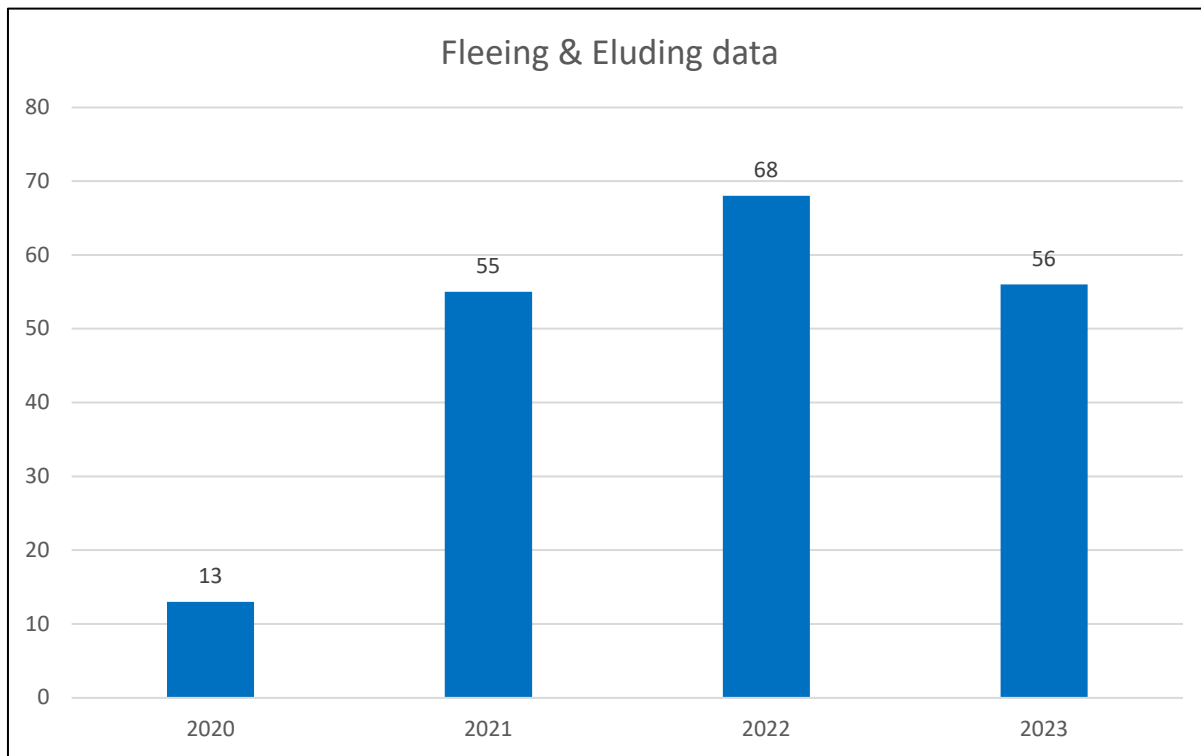




# Firearms

January 1-June 30





# Fleeing & Eluding

January 1-June 30

