



# 2023 Crime and Incident Data

The Naperville Police Department recognizes that awareness is a key factor in the overall safety of a community. Residents who are aware of the types of crimes happening in their city are more likely to practice situational awareness, report suspicious activity to police and take proactive steps to avoid victimization. For that reason, the Naperville Police Department presents the following overview of crime and incident data reported between Jan. 1 and Dec. 31, 2023.

Crimes against persons make up approximately one-quarter of the total crimes reported in Naperville in 2023. The vast majority (approximately 94%) of the reported crimes against persons fall into the categories of intimidation and simple assault, which includes altercations and incidents (including domestics) that don't involve weapons or serious injuries.

The majority (approximately 65%) of Naperville's reported crime in 2023 is classified as property crimes, most of which are theft, fraud (which includes identity theft) and vandalism. Here are a few additional take-aways from the 2023 statistics:

- Overall, there were fewer crimes against persons reported in 2023 compared to the previous year, but property crimes increased by almost 8%.
- Domestic batteries make up nearly 80% of all simple assaults.
- 29 criminal sexual assaults were reported to police in 2023. While it does not minimize the seriousness of this crime, we feel it is important for the community to know that none of the reported incidents involved an unknown person randomly attacking individuals on the streets of our community. In the majority of the cases reported in 2023, the victims knew or were somehow acquainted with the offender.
- The most significant increases in property crimes were seen in the categories of shoplifting, motor vehicle theft, impersonation/obstructing identification, and extortion/blackmail.
- Following two years of relatively low burglary numbers, reports of burglaries in Naperville surpassed 100 cases in 2023. Of the 111 cases reported, 57 were to commercial properties and 51 were to residences.
- 67% of residential burglaries were to unlocked or unsecured homes, but only 23% of commercial burglaries were believed to be unsecured.
- Reports of burglaries to motor vehicles were consistent with numbers reported over the last few years. 78% of the vehicles were believed to be unlocked at the time they were broken into.
- Motor vehicle thefts increased from 50 in 2022 to 81 in 2023. Thirty-five of the reported thefts are believed to be tied to a string of Hyundai and Kia thefts inspired by the Kia Boys trend on social media. Both Hyundai and Kia have offered anti-theft software upgrades and other programs to combat the trend. Visit your dealership for more information or learn more about vehicle theft prevention at [www.nhtsa.gov/vehicle-safety/vehicle-theft-prevention](http://www.nhtsa.gov/vehicle-safety/vehicle-theft-prevention).

Residents who would like to see more crime and incident data than what is contained in this annual summary are encouraged to visit [www.naperville.il.us/CrimeAndIncidentData](http://www.naperville.il.us/CrimeAndIncidentData) for a link to an interactive map that allows users to see the types of incidents police are responding to throughout town. Users can choose a desired time frame and view the general location of incidents to which police have responded. Residents can also visit the Naperville Police Department's website ([www.naperville.il.us/npd](http://www.naperville.il.us/npd)) for the latest news, trends, and crime prevention strategies.

Thank you for your partnership in making Naperville one of the safest cities of its size in America.

Police Chief Jason Arres



# Crime Statistics

---

2023 YEAR-END REPORT

JANUARY 1-DECEMBER 31, 2023

<b>Major Crimes</b>	<b><u>2019</u></b>	<b><u>2020</u></b>	<b><u>2021</u></b>	<b><u>2022</u></b>	<b><u>2023</u></b>
Murder	3	1	1	2	0
Criminal Sexual Assault	24	20	21	30	29
Robbery	25	29	21	13	18
Aggravated Assault	51	49	39	23	36
Burglary	154	159	92	83	111
Theft	994	1078	785	933	934
Motor Vehicle Theft	74	86	57	50	81
Arson	2	1	2	4	2
Burglary to Motor Vehicle	210	303	145	137	140
Identity Theft	496	1827	1395	568	517

# Major Crimes

---

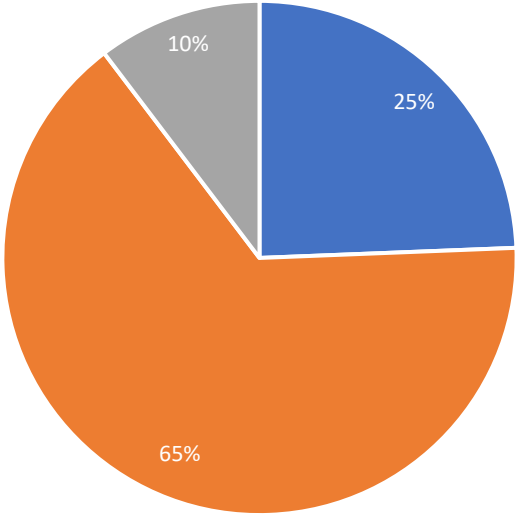
January 1-December 31



# Crime Types

January 1-December 31, 2023

2023 NIBRS Breakdown



■ Crimes Against Persons   ■ Crimes Against Property   ■ Crimes Against Society



# Crimes Against Persons

January 1-December 31

<b>Crimes Against Persons</b>	<b>2022</b>	<b>2023</b>
Murder/Manslaughter	2	0
Justifiable Homicide	1	0
Kidnapping/Unlawful Restraint	9	2
Rape	30	29
Sodomy	5	1
Fondling	7	6
Statutory Rape	0	1
Aggravated Assault	23	36
Simple Assault	917	737
Intimidation	181	355

*\*Per NIBRS, numbers on this page reflect the number of victims in each category, not the number of incidents.*



<b>Crimes Against Property</b>	<b>2022</b>	<b>2023</b>
Robbery	13	18
Burglary	84	111
Pocket-Picking	23	16
Purse Snatching	1	6
Shoplifting	243	383
Theft From Building	62	58
Theft From Motor Vehicle (BMV)	137	140
Theft of Motor Vehicle Parts	223	41
All Other Theft	381	477
Motor Vehicle Theft	50	81
False Pretenses/Swindle/Conf Game	275	291
Credit Card/ATM Fraud	6	7
Impersonation/Obstructing Identification	1	21
Identity Theft	568	517
Hacking/Computer Invasion	6	0
Arson	4	2
Extortion/Blackmail	9	17
Counterfeiting/Forgery	44	46
Embezzlement	3	0
Stolen Property Offenses	9	2
Vandalism/Criminal Damage	266	365

# Crimes Against Property

---

January 1-December 31



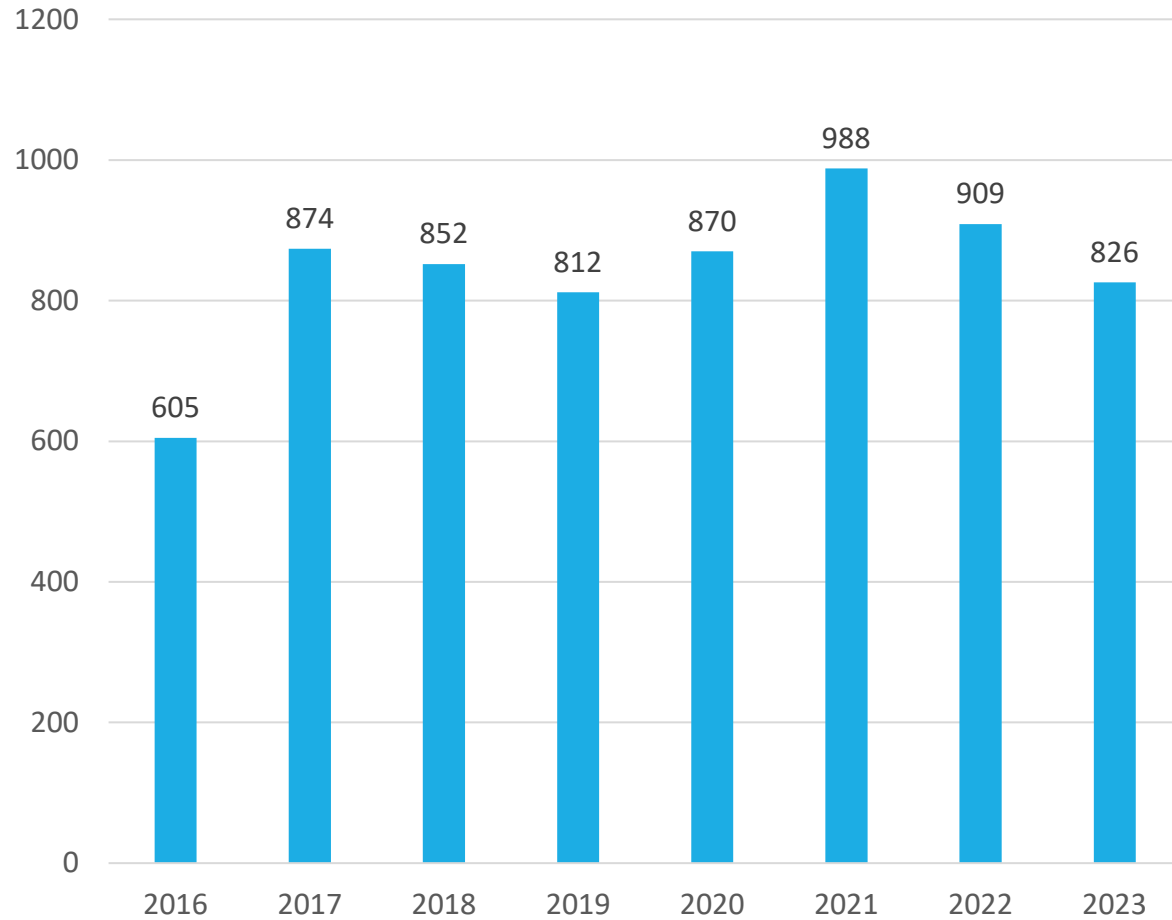
<b><u>Crimes Against Society</u></b>	<b><u>2022</u></b>	<b><u>2023</u></b>
Drug/Narcotic Violations	382	251
Drug Equipment Violations	62	40
Gambling Offenses	0	0
Prostitution Offenses	2	2
Pornography/Obscene Material	2	2
Weapon Law Violations	148	116
Animal Cruelty	0	0

# Crimes Against Society

---

January 1-December 31



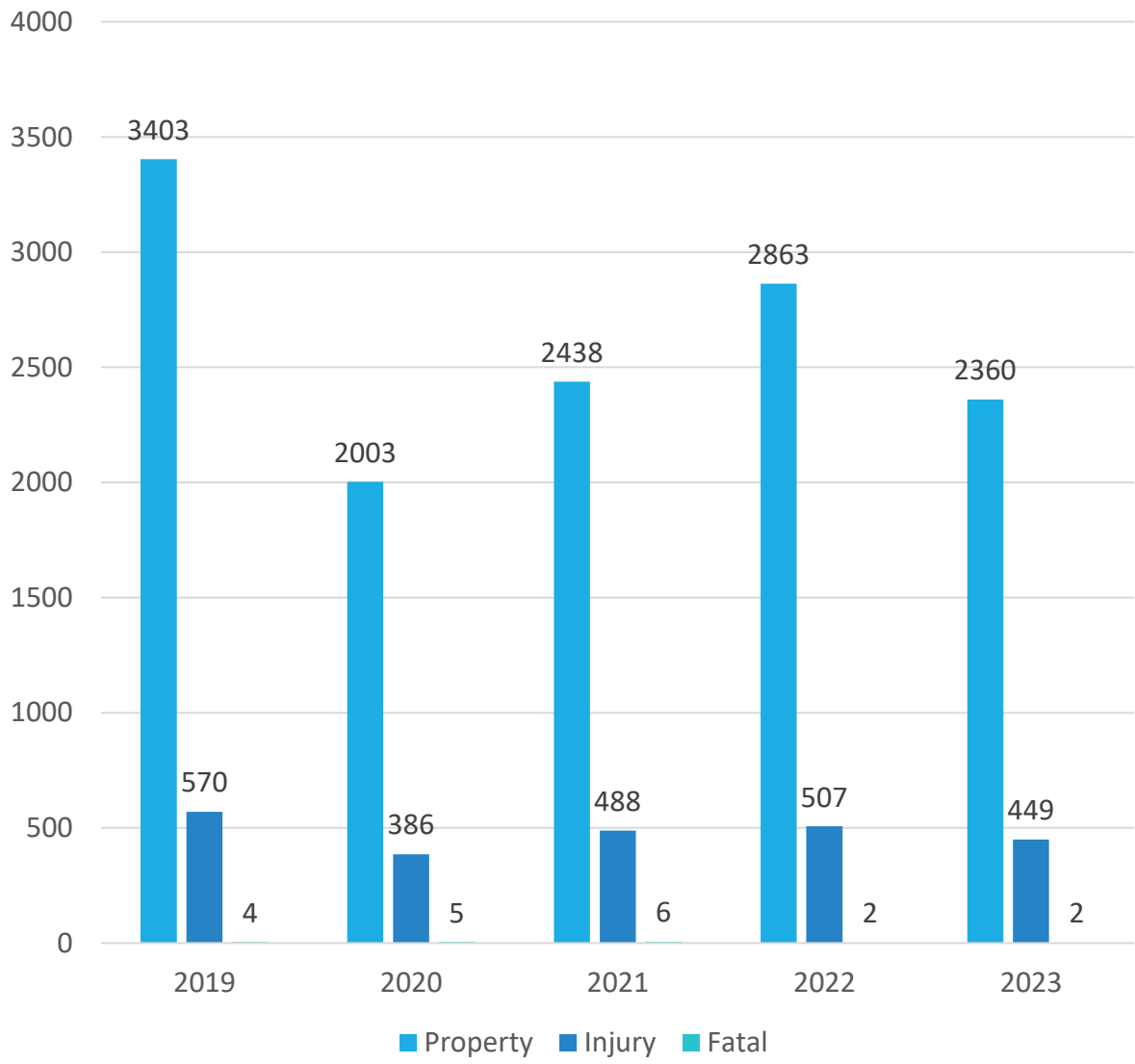


# Mental Health Incidents

January 1-December 31







# Traffic Crashes

January 1-December 31

