

CITY OF NAPERVILLE
Steve Chirico, Mayor

CITY CLERK'S OFFICE

2017 CONSOLIDATED
ANNUAL
PERFORMANCE
AND
EVALUATION REPORT
(CAPER)



Table of Contents

CR-05 - Goals and Outcomes	1
CR-10 - Racial and Ethnic composition of families assisted	6
CR-15 - Resources and Investments 91.520(a)	8
CR-20 - Affordable Housing 91.520(b)	11
CR-25 - Homeless and Other Special Needs 91.220(d, e); 91.320(d, e); 91.520(c)	14
CR-30 - Public Housing 91.220(h); 91.320(j)	17
CR-35 - Other Actions 91.220(j)-(k); 91.320(i)-(j).....	18
CR-40 - Monitoring 91.220 and 91.230.....	22
CR-45 - CDBG 91.520(c)	24
Attachments.....	25

CR-05 - Goals and Outcomes

Progress the jurisdiction has made in carrying out its strategic plan and its action plan. 91.520(a)

This could be an overview that includes major initiatives and highlights that were proposed and executed throughout the program year.

Resources Available: The City of Naperville funded a total of 14 CDBG activities for Program Year 2017 (April 1, 2017 – March 31, 2018), including program administration and planning. The total amount allocated to these programs included \$455,778 from the City's Program Year 2017 CDBG formula allocation and \$34,182 in prior year unexpended funds, for a total of \$489,960. In December, 2017, the City received \$97,384 in program income, bringing the total funds available to \$587,344. In keeping with HUD regulations, the City will expend program income and will reallocate unexpended funds, if necessary.

Major Initiatives and Achievements: A total of \$435,210 or 88.8% of the initial \$489,960 in available funds was allocated to 13 projects designed to directly benefit low and moderate-income Naperville residents:

- **Affordable Rental Housing Acquisition and Rehabilitation** - \$93,950 or just under 1/5th of funds (19.8%) was allocated to two projects to rehabilitate affordable rental housing. The two projects will benefit a total of 149 households:
 - \$49,950 to replace the HVAC system at independent living apartments for severely disabled people – 28 households
 - \$44,000 to replace the existing main entry/exit swing door and the courtyard entrance/exit door at affordable apartments/independent living for low-income seniors – 121 households
- **Affordable Owner-Occupied Housing** – \$50,000 or 10.2% of funds were allocated to a project to provide rehabilitation assistance to approximately 10 low and moderate-income homeowners.
- **Homeless Housing and Supportive Services** - \$45,000 or 9.2% of funds were allocated to three projects to rehab buildings providing transitional housing and social services to homeless children, families and persons at risk of homelessness. These projects will benefit over 1,400 Naperville residents:
 - \$15,000 to install security cameras at five buildings providing transitional housing – 122 people
 - \$15,000 to replace the air conditioning system in a group residence for abused and/or neglected adolescent girls – 14 people
 - \$15,000 to replace the obsolete HVAC system at People's Resource Center Wheaton, IL. PRC provides emergency rent, mortgage,

utility and security deposit assistance, as well as food assistance, employment counseling, computer training and literacy tutoring (ESL/GED) – 1,300 Naperville residents

- **Non-Housing Community Development Needs: Homelessness** - \$65,500 or 13.4% of funds were allocated to provide emergency rent and utility assistance to persons at risk of homelessness and to provide counseling and services to already homeless adults and families:
 - \$23,000 to counseling and supportive services to homeless people at approximately at four Naperville churches – 450 people
 - \$42,500 for homelessness prevention through temporary rent and utility assistance benefitting approximately – 300 people
- **Non-Housing Community Development Needs: Public Facilities** - \$136,760 or 27.9% of funds were allocated to reduce architectural barriers in public facilities:
 - \$50,000 to upgrade City-owned property adjacent to the Naperville METRA/AMTRAK Train Station (105 E. Fourth Avenue, Naperville, IL) to comply with current ADA regulations
 - \$47,000 to upgrade sidewalk adjacent to the Naperville Municipal Center (400 S. Eagle Street, Naperville, IL) to comply with current ADA regulations
 - \$29,760 to replace the existing flagstone walkway to the Murray Building at the Naper Settlement with a solid, concrete, flat walkway suitable for persons with mobility impairments and/or persons using canes, walkers or wheelchairs
- **Special Needs Housing and Supportive Services** - \$38,000 or 7.8% of funds were allocated to installing a handicapped ramp at a new entrance to a facility housing educational and counseling services for people with Autism – 32 people

In addition to these projects, a total of \$60,750 or 12.3% of funds were allocated to management and administration (\$54,750) and fair housing training and education for city staff and officials, and for property owners and managers.

Information on project outcomes and strategic plan goals is discussed below.

Comparison of the proposed versus actual outcomes for each outcome measure submitted with the consolidated plan and explain, if applicable, why progress was not made toward meeting goals and objectives. 91.520(g)

Categories, priority levels, funding sources and amounts, outcomes/objectives, goal outcome indicators, units of measure, targets, actual outcomes/outputs, and percentage completed for each of the grantee’s program year goals.

Goal	Category	Source / Amount	Indicator	Unit of Measure	Expected – Strategic Plan	Actual – Strategic Plan	Percent Complete	Expected – Program Year	Actual – Program Year	Percent Complete
Affordable Owner-Occupied Housing	Affordable Housing	CDBG: \$	Homeowner Housing Rehabilitated	Household Housing Unit	20	0	0.00%	10	0	0.00%
Affordable Rental Housing	Affordable Housing	CDBG: \$ / Repayment: \$	Rental units rehabilitated	Household Housing Unit	586	156	26.62%	164	0	0.00%
Homeless Housing and Supportive Services	Homeless	CDBG: \$ / Repayment: \$	Public Facility or Infrastructure Activities for Low/Moderate Income Housing Benefit	Households Assisted	344	38	11.05%	8	0	0.00%
Non-Housing Community Development: Homeless	Homeless	CDBG: \$	Public service activities other than Low/Moderate Income Housing Benefit	Persons Assisted	80	0	0.00%	0	245	

Non-Housing Community Development: Homeless	Homeless	CDBG: \$	Public service activities for Low/Moderate Income Housing Benefit	Households Assisted		0				
Non-Housing Community Development: Homeless	Homeless	CDBG: \$	Homelessness Prevention	Persons Assisted	5800	433	7.47%	200	245	112.00%
Non-Housing Community Development: Infrastructure	Non-Housing Community Development	CDBG: \$	Public Facility or Infrastructure Activities other than Low/Moderate Income Housing Benefit	Persons Assisted	800	0	0.00%			
Non-Housing Community Development: Pub. Facilities	Non-Housing Community Development	CDBG: \$	Public Facility or Infrastructure Activities other than Low/Moderate Income Housing Benefit	Persons Assisted	4400	2196	49.91%			
Non-Housing Community Development: Public Services	Non-Housing Community Development	CDBG: \$	Public service activities other than Low/Moderate Income Housing Benefit	Persons Assisted	80	0	0.00%			

Special Needs Housing and Supportive Services	Non-Homeless Special Needs	CDBG: \$	Public Facility or Infrastructure Activities for Low/Moderate Income Housing Benefit	Households Assisted	25	5	20.00%	15	0	0.00%
---	----------------------------	----------	--	---------------------	----	---	--------	----	---	-------

Table 1 - Accomplishments – Program Year & Strategic Plan to Date

Assess how the jurisdiction’s use of funds, particularly CDBG, addresses the priorities and specific objectives identified in the plan, giving special attention to the highest priority activities identified.

Program Year 2017 Projects: Program Year 2017 was the third year of the 2015-2019 Consolidated Plan. Projects funded by the City of Naperville for PY 2017 focused on six of the eight goals outlined in the City's Strategic Plan: affordable rental housing, affordable owner-occupied housing, homeless housing and supportive services, non-housing community development: homelessness and non-housing community development: public facilities.

Figures shown in Table 1 above reflect only PY 2017 projects completed by the end of Program Year 2017 - March 31, 2018. Due to Congressional delays in approving the Federal budget, including CDBG allocations, only one (1) of 14 activities funded, not including CDBG administration, was actually completed by this date. The completed project is a public service homelessness prevention program. This activity exceeded its annual goal. Of the remaining projects, six (6) are underway and scheduled to be completed by September 30, 2018 and are anticipated to meet 100% of their PY 2017 goals. The remaining five (5) projects are scheduled to be completed by December 31, 2018.

More information on Program Year 2017 activities is included in **CR-20 - Affordable Housing 91.520(b)** and **CR-25 - Homeless and Other Special Needs 91.220(d, e); 91.320(d, e); 91.520(c)**.

CR-10 - Racial and Ethnic composition of families assisted

Describe the families assisted (including the racial and ethnic status of families assisted).

91.520(a)

	CDBG
White	103
Black or African American	128
Asian	10
American Indian or American Native	0
Native Hawaiian or Other Pacific Islander	0
Total	245
Hispanic	23
Not Hispanic	222

Table 2 – Table of assistance to racial and ethnic populations by source of funds

Narrative

Program Year 2017 Projects Completed: A total of 245 people were assisted with CDBG funds spent on one PY 2017 activity completed by the end of PY 2017 (March 31, 2018). This activity, the Loaves & Fishes CARES Program (IDIS Activity #399), provided temporary rent and utility assistance to prevent homelessness.

As shown in Table 2, 103 or approximately 42.0% of the 245 persons assisted were White, 128 or 52.3% were African-American, 10 or 4.1% were Asian, and 4 or 1.6% were Multi-Racial (the multi-racial category was not included in the table). In addition, 23 or approximately 9.4% were Hispanic and 222 or 90.6% were non-Hispanic. (Hispanic persons are considered a cultural/ethnic group rather than a racial group and may belong to any race). Compared to population statistics for the City as a whole, Whites and Asians were underrepresented among persons assisted, while African-Americans and Hispanics were overrepresented.

These differences may be explained by the fact that 90.6% of people assisted by Loaves & Fishes CARES Program are low or moderate-income. Census data demonstrate that African-Americans living in Naperville are more likely to be represented in these population groups and in groups that might be more likely to seek this type of housing assistance. For example, in 2014, African-American Naperville residents had an unemployment rate of 16.0% compared to 6.5% for the general population. During the same period, 12.8% of African-American households were below the poverty rate, compared to 4.2% of the general population (American Community Survey, 2014). Other projects completed during PY 2017 reflect a somewhat more diverse racial and ethnic composition for households and individuals assisted.

Program Year 2016 Projects Completed: In addition to the PY 2017 Loaves & Fishes CARES PROGRAM, six (6) PY 2016 activities were completed in PY 2017, resulting in rehabilitation of multi-family housing

units providing housing for 160 households, acquisition of a single-family home providing affordable rental housing for 1 household, and rehabilitation of two group homes housing a total of 6 adults and 9 children with special needs.

A total of 92 or approximately 57% of the 161 units rehabbed or acquired had White heads of households, 48 or approximately 30% were African-American, 18 or approximately 11% were Asian and less than 1% belonged to other racial groups. In addition, 7 or approximately 4% were Hispanic and 152 or 96% were non-Hispanic. Compared to population statistics for the City as a whole, African-Americans are somewhat over-represented among households benefiting from housing rehabilitation assistance and Asians and Hispanics are somewhat under-represented, though this statistic may be skewed by the fact that all of the three rehabilitation projects were in buildings occupied by elderly and/or disabled people, where both Whites and African-Americans may be over-represented compared to their proportions in the total population. The projects involving improvements to group homes for persons with special needs benefited 17 people, of whom approximately 65% were White and 35% were African-American. Two or approximately 11% of residents were Hispanic.

CR-15 - Resources and Investments 91.520(a)

Identify the resources made available

Source of Funds	Source	Resources Made Available	Amount Expended During Program Year
CDBG	CDBG	\$455,778	\$15,553
HOME	HOME		
HOPWA	HOPWA		
ESG	ESG		
Other	Other	\$131,566	\$33,926

Table 3 - Resources Made Available

Narrative

Resources Made Available

In PY 2017, Naperville received a CDBG Entitlement Grant of \$455,778 to fund PY 2017 CDBG projects. In addition, \$34,182 in prior year unspent funds was also available to fund PY 2017 projects. In addition, the City received an unanticipated addition of \$97,384 in program income in December, 2017. Therefore, total available funds were \$587,344 (\$455,778 – Entitlement Grant, \$34,182 – Prior Year, \$97,384 – Program Income).

Investments

2017 Funds: A total of \$49,479.22 in PY 2017 funds was provided to two PY 2017 activities during PY 2017: 1) \$14,050.22 to DuPage PADS Interim (Overnight) Housing Program, to provide supportive services to homeless people staying in PADS temporary housing, including permanent housing placement, counseling and assistance in gaining access to other benefits and services, and 2) \$35,429.00 in PY 2017 funds was provided to IDIS Activity #399, Loaves & Fishes CARES Program, for temporary rent and utility payment assistance to persons at risk of homelessness.

2016 Funds: In addition to the PY 2017 allocation, \$353,709.91 in unexpended PY 2016 funds was spent on nine (9) PY 2016 activities completed or begun during PY 2017.

- IDIS Activity #389, PY 2016 Loaves & Fishes CARES Program (Emergency Financial Assistance) - was completed in PY 2016 and was reported in the PY 2016 CAPER.
- IDIS Activities #380, #382, #383, #385, #386, #387 and #388 – were all completed in PY 2017 and are included in this CAPER.
- IDIS Activity #381, Bridge Communities Crime Prevention and Capital Safety Improvements was completed PY 2018 and will be included in the PY 2018 CAPER.

Therefore, the total amount of funds expended on CDBG projects in PY 2017 from all sources was \$403,189.13, broken down by funding source as follows:

PY 2017 CDBG Allocation	\$ 15,553
PY 2017 Program Income	\$ 33,926
PY 2016 CDBG Allocation	<u>\$353,710</u>
TOTAL	\$403,189

Identify the geographic distribution and location of investments

Target Area	Planned Percentage of Allocation	Actual Percentage of Allocation	Narrative Description
City of Naperville	100	100	Incorporated City of Naperville, IL

Table 4 – Identify the geographic distribution and location of investments

Narrative

All PY 2017 projects, except for one, are located within the incorporated boundaries of the City of Naperville and will be used to benefit exclusively Naperville residents. IDIS Activity #402, Peoples Resource Center – HVAC Replacement, is located in Wheaton, Illinois, but serves approximately 1,300 Naperville residents per year. The city did not target particular neighborhoods or residents of specific neighborhoods for investments or services.

Leveraging

Explain how federal funds leveraged additional resources (private, state and local funds), including a description of how matching requirements were satisfied, as well as how any publicly owned land or property located within the jurisdiction that were used to address the needs identified in the plan.

- **Matching Requirements:** None of the projects completed during the program year were subject to matching requirements.
- **Publicly Owned Land or Property:** Enhancing the accessibility of public facilities by eliminating architectural barriers was one of the goals identified in the City's 2015-2019 Consolidated Plan. Although no projects achieving this goal were completed in PY 2017, PY 2017 projects to improve accessibility at the downtown Naperville Train Station and the Naperville Municipal Center are scheduled for completion in PY 2018.
- **Leveraging Additional Resources:** The completed projects leveraged \$403,189 in CDBG funds with approximately \$415,000 from a variety of funding sources provided by subrecipients to successfully conclude their projects. These funding sources included unrestricted agency funds, bank loans, donations, grants and fundraisers. All project management activities needed to complete the projects, including procurement, supervision, accounting, income verification and preparing reports, were carried out by staff of the subrecipient agencies.

CR-20 - Affordable Housing 91.520(b)

Evaluation of the jurisdiction's progress in providing affordable housing, including the number and types of families served, the number of extremely low-income, low-income, moderate-income, and middle-income persons served.

	One-Year Goal	Actual
Number of Homeless households to be provided affordable housing units	30	0
Number of Non-Homeless households to be provided affordable housing units	159	0
Number of Special-Needs households to be provided affordable housing units	0	0
Total	189	0

Table 5 – Number of Households

	One-Year Goal	Actual
Number of households supported through Rental Assistance	75	96
Number of households supported through The Production of New Units	0	0
Number of households supported through Rehab of Existing Units	159	0
Number of households supported through Acquisition of Existing Units	0	0
Total	249	96

Table 6 – Number of Households Supported

Discuss the difference between goals and outcomes and problems encountered in meeting these goals.

The outcomes shown above represent only PY 2017 affordable housing-related activities that were actually completed during the actual program year: April 1, 2017 - March 31, 2018. Of seven (7) affordable housing projects funded, Loaves & Fishes CARES Program – Emergency Financial Assistance Program, was the only one actually completed by March 31, 2018. However, all six (6) of the remaining projects either have been completed or are scheduled to be completed by September 30, 2018. The delay was primarily due to the Congressional timetable for approving the national budget and its impact on Naperville's CDBG timetable. The City did not receive its funding agreement from HUD until September 12, 2017, which resulted in subrecipient agreements being signed in October/November, 2017, a delay of over six months after the start of the program year on April 1, 2017. Due to the late start, severe weather conditions, changes in project scope and staff changes affecting some subrecipients, most projects were not fully completed until after the program year officially ended.

Despite these delays, it is anticipated that most projects will be completed by the end of the second quarter of PY 2018 and will meet their outcome goals.

Program Year 2016 Projects Completed

In addition to the PY 2016 Loaves & Fishes project, four (4) PY 2016 affordable housing activities were completed in PY 2017, resulting in 161 households being assisted through rehab and acquisition of existing units. These projects were:

- Community Housing Advocacy and Development (CHAD) – Fund-A-Home (IDIS Activity #383) – 1 household
- DuPage PADS – Olympus Place Flooring Replacement (IDIS Activity #385) – 11 households
- Illinois Independent Living Center (Katherine Manor) – Elevator and Security System Improvements (IDIS Activity #386) – 28 households
- Naperville Elderly Homes – Masonry Improvements and Sealing (IDIS Activity #387) – 121 households

Discuss how these outcomes will impact future annual action plans.

PY 2017 projects, like those approved in PY 2016, emphasized preservation and rehabilitation of existing affordable units, primarily rental units. The City will continue to emphasize affordable rental housing preservation and rehabilitation, as affordable rental units are the primary means of housing low-income households. The City will continue to support special needs housing and the development of transitional housing and permanent supportive housing for formerly homeless individuals. Though more difficult than rehabilitation of existing units, the City will attempt to support development of new affordable units and acquisition of affordable units, where feasible.

Include the number of extremely low-income, low-income, and moderate-income persons served by each activity where information on income by family size is required to determine the eligibility of the activity.

For PY 2017 Loaves & Fishes CARES Program – Emergency Financial Assistance:

Number of Households Served	CDBG Actual	HOME Actual
Extremely Low-income	43	0
Low-income	23	0
Moderate-income	19	0
Total	85	0

Table 7 – Number of Households Served

Narrative Information

As shown in Table 10, for the PY 2017 activity completed by the end of the PY 2017 program year on March 31, 2018, a total of 85 or 88.5% of 96 households assisted were low or moderate income. In

addition, 161 households were assisted by PY 2016 activities completed during PY 2017. For these activities, 160 of the 161 households assisted were low or moderate income. For all CDBG activities completed in PY 2017, a total of 245 households or over 95% of the total of 257 households that received affordable housing assistance were low or moderate-income. These results significantly exceed the statutory requirement that at least 70% of CDBG funds be used to benefit low and moderate income persons.

- Over one-half (55.3%) of the total persons assisted were extremely low income.
- Over one-quarter (26.5%) of total persons assisted were low income.
- Over 10% (13.6%) of persons assisted were moderate income.
- Only 12 or 4.7% of households assisted were above moderate income; 11 of these households received rental or utility assistance to prevent eviction or utility shutoff.

An extremely low income family of four would have an annual income below \$23,700 per year. A low income family of four would have an annual income below \$39,500 per year and a moderate income family of four could have an income of no more than \$63,200 per year.

CR-25 - Homeless and Other Special Needs 91.220(d, e); 91.320(d, e); 91.520(c)

Evaluate the jurisdiction's progress in meeting its specific objectives for reducing and ending homelessness through:

Reaching out to homeless persons (especially unsheltered persons) and assessing their individual needs

All projects that provide either homelessness prevention services or housing for people who are already homeless also provide supportive services designed to prevent future crises and episodes of homelessness. Social services agencies that provide assistance to very low-income and homeless people, including food assistance, mental health assistance and assistance to homeless youth, either conduct their own individual needs assessments or provide referrals to other agencies.

Outreach to homeless and at-risk residents in Naperville is challenging, because there are relatively few visibly homeless or unsheltered people. Homelessness prevention and other emergency assistance services are crucial in reducing homelessness, both because they provide cash and other assistance and because of the opportunities they present to assess the needs of these individuals and refer them to appropriate services.

Addressing the emergency shelter and transitional housing needs of homeless persons

Funds were expended during PY 2017 for two programs that addressed emergency shelter and transitional housing needs of homeless persons. Both of these programs were completed in early PY 2018 and will be fully reported in the PY 2018 CAPER:

- A total of \$37,257.33 in PY 2016 CDBG funds was disbursed to Bridge Communities, Inc. for transitional housing improvements.
- A total of \$14,050.22 In PY 2017 CDBG funds was disbursed to DuPage PADS for counseling services for homeless persons receiving emergency shelter.

Helping low-income individuals and families avoid becoming homeless, especially extremely low-income individuals and families and those who are: likely to become homeless after being discharged from publicly funded institutions and systems of care (such as health care facilities, mental health facilities, foster care and other youth facilities, and corrections programs and institutions); and, receiving assistance from public or private agencies that address housing, health, social services, employment, education, or youth needs

The DuPage County Continuum of Care (COC) emphasizes homelessness prevention through providing a comprehensive array of services that begin by "preventing homelessness whenever possible and end

with ensuring every resident.... has their basic needs of food, clothing, and housing met along with achieving their maximum level of self-sufficiency."

To prevent homelessness, Naperville allocated \$45,200 in PY 2017 CDBG funds to public services to provide emergency assistance to people at risk of becoming homeless. These funds went to the Emergency Financial Assistance Program provided by Loaves & Fishes CARES. The funds were used to provide 245 individuals in 96 households with emergency rent and utility assistance to prevent evictions and utility shutoffs. The number of households and individuals assisted exceeded the anticipated 75 households and 300 persons projected. The actual number of 245 individuals in 96 households assisted represented an increase of 21 persons and 11 households over the PY 2016 totals of 224 persons in 85 households. Studies done in 2016 by CARES Program staff found that 92% of families that received rent assistance remained current on rent for least three months following receiving the assistance; for families receiving utility assistance, 100% remained current at least three months following receipt of the assistance.

The City also allocated \$23,000 to DuPage PADS to provide counseling assistance to homeless people already in PADS-operated shelters to assist them to find permanent housing and access to jobs and benefits as quickly as possible. This program will be completed early PY 2018 and will be reported in the 2018 CAPER.

An addition to its CDBG-funded programs, the City allocated \$500,000 in General Fund dollars to the Social Services Grant (SSG) Program, which expended \$103,300 or almost 21% of the total funding on other programs designed to prevent and end homelessness, including the following:

- \$42,100 to 360 Youth Services to provide counseling, housing and other assistance for homeless and at-risk youth and youth leaving foster care.
- \$7,800 to The Bernard Coffey Veterans Foundation to provide assistance to homeless and at-risk veterans.
- \$22,600 to Bridge Communities, Inc. to provide services to families in transitional housing.
- \$15,200 to DuPage PADS for services to households living in its Olympus Place supportive housing apartments.
- \$11,400 to Family Shelter Service to provide on-site and community-based supportive services to domestic violence victims.
- \$4,200 to the Naperville Women's Recovery Home (Serenity House) for services to women recovering from drug and alcohol abuse.

Helping homeless persons (especially chronically homeless individuals and families, families with children, veterans and their families, and unaccompanied youth) make the transition to permanent housing and independent living, including shortening the period of time that individuals and families experience homelessness, facilitating access for homeless individuals and families to affordable housing units, and preventing individuals and families who were

recently homeless from becoming homeless again

PY 2016 projects completed in PY 2017 include include the following:

- \$49,684.00 in rehabilitation funds to DuPage PADS Olympus Place apartment complex. This 11-unit building provides affordable permanent supportive housing for formerly chronically homeless individuals.
- In addition, \$37,257.33 in rehabilitation funds was expended by Bridge Communities, Inc. for improvements to transitional housing apartments located on Bailey Road. This project is scheduled for completion in early PY 2018. Bridge will also begin PY 2017 project funded with \$15,000 to provide security improvements to transitional housing apartments on Crab Apple Court.

CR-30 - Public Housing 91.220(h); 91.320(j)

Actions taken to address the needs of public housing

There were no public housing developments located in Naperville during Program Year 2017 and none are currently planned.

Actions taken to encourage public housing residents to become more involved in management and participate in homeownership

Naperville does not have a public housing authority. The DuPage Housing Authority is the public housing authority for DuPage County. At this time, its programs are limited to the Housing Choice Voucher Program, State of Illinois Rental Housing Support Program and Senior Housing. The housing voucher program in Will County is operated by the Housing Authority of Joliet. As mentioned above, there are no public housing developments in Naperville.

Actions taken to provide assistance to troubled PHAs

As mentioned above, Naperville does not have a public housing authority. The aforementioned DuPage Housing Authority and Housing Authority of Joliet are not considered "troubled" PHA's.

CR-35 - Other Actions 91.220(j)-(k); 91.320(i)-(j)

Actions taken to remove or ameliorate the negative effects of public policies that serve as barriers to affordable housing such as land use controls, tax policies affecting land, zoning ordinances, building codes, fees and charges, growth limitations, and policies affecting the return on residential investment. 91.220 (j); 91.320 (i)

Barriers to affordable housing include a lack of affordable land for new construction and a lack of complete understanding of how public policies involving land development impact affordable housing.

During PY 2017, the Naperville City Council voted to officially receive the Analysis of Impediments to Fair Housing Choice (AI), prepared for the City by a consultant and completed in May, 2017. The City also allocated \$6,000 in PY 2017 CDBG funds to allow the Housing Advisory Commission (HAC) to begin implementing the actions recommended in the Plan. At HAC's direction, staff prepared a Request for Proposals to conduct fair housing training for city staff, commission members and officials. Proposals are currently being evaluated, with training expected to take place by the end of 2018. HAC will also partner with the Naperville Police Department to offer fair housing training to landlords, property managers and other interested parties in conjunction with the city's Crime-Free Multi-Housing Program.

Other actions being taken include an annual review of progress in implementing fair housing goals and reallocating unspent PY 2017 funds to a Housing Needs Analysis/Affordable Housing Study. In the meantime, the Housing Choice Voucher Education Subcommittee continues to work on methods of educating the public and landlords about the Housing Choice Voucher Program.

Actions taken to address obstacles to meeting underserved needs. 91.220(k); 91.320(j)

Three obstacles have been identified to meeting underserved needs:

- Lack of public understanding of the existence and needs of underserved population groups
- Lack of focus on providing the resources needed to address underserved needs
- Lack of awareness by persons in need of support about resources that are available

The City is implementing the Facility Transition Plan, a comprehensive review of ADA compliance in government and other publicly owned buildings in Naperville, adopted by City Council in 2016. As part of this plan, the CDBG funds have been allocated to remove architectural barriers and upgrade facilities at the downtown Naperville Train Station and the Municipal Center.

Actions taken to reduce lead-based paint hazards. 91.220(k); 91.320(j)

The City of Naperville experiences relatively few incidents of lead poisoning due to the large volume of newer housing in the City and effective regulations that address this issue. The Illinois Department of Public Health – Childhood Lead Poisoning Prevention Program has primary responsibility for the education

and screening activities relating to lead hazards. They provide four types of services described below and will continue to provide these services.

Public Information

The Illinois Department of Public Health provides information to the general public about the dangers of lead poisoning and how residents can address the issues in their own homes. Flyers are provided on request and distributed through its Childhood Lead Prevention program

Testing for Lead Hazards in the Home

Testing is done in cases where a lead hazard is suspected, or when a child's blood level meets the threshold to require the environmental testing.

Screening for Elevated Blood Levels

Where tests produce evidence of children being exposed to lead hazards, the Illinois Department of Public Health will screen children for lead poisoning.

Counseling

When lead hazards are present or when there are positive tests for lead poisoning, counseling for the family is made available.

Actions Taken

Planning to meet the cost of lead-based services is difficult since there is no realistic way to anticipate the full need or cost of any repair that occurs based on testing. DuPage County and the City provide reference materials and information to people who believe they may have exposure to lead paint as part of their projects.

Compliance and Monitoring

The City has implemented policies to ensure that the CDBG program is in full compliance with the lead-based paint hazards. The age of the structures where work will be performed is verified before the project starts. Work on structures built before 1978 is required to comply with regulations and take appropriate steps to conduct remediation or follow Safe Housing Rule.

Actions taken to reduce the number of poverty-level families. 91.220(k); 91.320(j)

With a poverty rate of 4.8% (2015 American Community Survey), Naperville as a whole has a relatively small percentage of poverty level residents. However, this represents more than a 100 percent increase since 2000, a period when the population as a whole increased by about 12.6 percent. With these statistics in mind, the City targeted its anti-poverty efforts towards its most vulnerable populations - homeless households, persons at risk of homelessness, formerly homeless people in need of supportive housing, and extremely low-income households and households in crisis. Actions undertaken in PY 2017

include the following:

- **Homelessness Prevention:** A total of \$42,500 in PY 2017 CDBG funds was allocated and spent on emergency rent and utility assistance to avoid eviction and utility shutoff.
- **Transitional Housing:** The City continued allocated \$50,900 in PY 2016 CDBG funds to eliminate code violations at a transitional housing residence and improve lighting and other safety features. A total of \$37,257.33 of these funds were spent in PY 2017, with the project to be completed by early PY 2018.
- **Permanent Supportive Housing:** A total of \$49,684 in PY 2016 CDBG funds to DuPage PADS to was spent to replace flooring at an apartment building providing permanent supportive housing to formerly homeless people with mental disabilities.
- **Increasing the Low-Income Housing Stock:** The City participated in two projects designed to increase the Naperville's low-income housing stock: 1) \$100,000 in PY 2016 CDBG funds was allocated to a nonprofit affordable housing provider to acquire a single-family home to be rented to a low-income family at a rent not to exceed the Fair Market Rent (FMR). This project was completed in PY 2017. 2) The City supported an application by Naperville Elderly Homes to obtain DuPage County HOME funds to construct 60 units of affordable senior housing. This application was made possible by Naperville's participation in the DuPage County HOME Consortium.
- **Low-Income Housing Preservation:** Several projects were undertaken to preserve the existing stock of affordable owner-occupied and rental housing - 1) A total of \$50,000 in PY 2017 CDBG funds was allocated to a new program to provide rehabilitation assistance to low and moderate-income homeowners, and 2) Over \$90,000 in PY 2017 CDBG funds was allocated to rehabilitate rental properties and group homes providing housing to senior citizens and people with disabilities.
- **Emergency Needs and Social Services:** 1) The City allocated \$23,000 in PY 2017 CDBG funds to DuPage PADS to provide counseling and supportive services to homeless people to speed their transition back to supportive housing. A total of \$14,050.22 of these funds were spent in PY 2017, with the program scheduled to be completed in early PY 2018, and 2) The City continued to fund the Social Services Grant (SSG) Program to provide necessary financial assistance to municipal and not-for-profit social service agencies that serve the needs identified in the Consolidated Plan. In PY 2017, \$500,000 in General Fund revenue was allocated towards the achievement of this goal. Funded programs were designed to promote self-sufficiency, assist families in crisis and provide resources for underserved groups, including senior citizens, persons with disabilities and youth. Programs included food assistance, meal delivery, mental health counseling, employment counseling, child abuse prevention and substance abuse services.

Actions taken to develop institutional structure. 91.220(k); 91.320(j)

The City sought to work collaboratively with local agencies to eliminate gaps in services, reduce duplication of programs, and emphasize efficient service delivery for local, state, and federal programs. The City granted \$500,000 from its General Fund to fund social service projects that met the City's

funding priorities. This program provides both the City and social service agencies with greater financial flexibility to fund public service projects. The City is able to spend more to support social services, while reserving CDBG funds for capital projects.

The City also participated in both the Homelessness Continuum of Care and the DuPage County HOME Advisory Commission to learn and provide advice on how homelessness and affordable housing programs are implemented county-wide.

Actions taken to enhance coordination between public and private housing and social service agencies. 91.220(k); 91.320(j)

The City of Naperville works closely with the DuPage County Consortium to coordinate strategic initiatives to meet housing, health, mental health, education, social services, and community development needs. The DuPage County Consortium coordinates the efforts of county-wide networks and coalitions by providing leadership; identifying priority needs, strategies, and funding opportunities; analyzing performance; and sharing knowledge with service providers, including the DuPage County Continuum of Care.

Identify actions taken to overcome the effects of any impediments identified in the jurisdictions analysis of impediments to fair housing choice. 91.520(a)

In PY 2016, City staff worked with a consultant to develop a new Analysis of Impediments to Fair Housing Choice (AI), which was accepted by the City in May, 2017. The Housing Advisory Commission (HAC) is working to implement the recommendations of this study, beginning with training commissioners, staff and municipal officials in fair housing law and enforcement. The HAC is also collaborating with the Naperville Police Department to provide fair housing training to property owners, property managers and other interested parties. A total of \$6,000 in PY 2017 CDBG funds is allocated to develop these training programs.

The HAC will review progress towards meeting fair housing goals on an annual basis. A total of \$30,000 in PY 2018 funds is being recommended to conduct a housing needs analysis and affordable housing study, as recommended in the AI.

CR-40 - Monitoring 91.220 and 91.230

Describe the standards and procedures used to monitor activities carried out in furtherance of the plan and used to ensure long-term compliance with requirements of the programs involved, including minority business outreach and the comprehensive planning requirements

All of the City's subrecipients are closely monitored throughout the entire year. Subrecipients are required to submit documentation demonstrating their capacity to manage and complete the project, completeness of their standard procedures, financial soundness, ability to document compliance with a National Objective, and compliance with the Civil Rights Act, EEO, ADA and other federal laws and regulations.

Subrecipients are required to file quarterly reports detailing progress in completing the project. All reports are reviewed by the CDBG coordinator. Issues and questions arising from the reports are discussed with the subrecipient agency and adjustments in procedures are made where necessary. This practice facilitates clear communication between grantee and subrecipient and allows areas of concern to be addressed in a timely manner. In addition, regular communication with subrecipients is maintained throughout the year to check on progress and to answer any questions and to provide guidance on HUD policies and procedures.

Capital improvement projects are closely coordinated with CDBG coordinator to assure compliance with procurement standards and labor provisions. A pre-construction conference is held with the CDBG coordinator, subrecipient and contractors prior to starting on-site work to explain all applicable labor requirements and to discuss the responsibilities of each party. Each request for payment is thoroughly reviewed by the CDBG Coordinator, City Clerk and Financial Analyst.

On-site monitoring visits are conducted with each subrecipient following completion of the project. Subrecipients are notified in writing in advance of the monitoring visit and are sent a written follow-up letter of any findings or recommendations. Monitoring visits focus on completeness of documentation, and administrative and financial management systems.

In addition, on-going monitoring is maintained with subrecipients, where necessary, to ensure compliance with relocation, acquisition and other long-term requirements.

Citizen Participation Plan 91.105(d); 91.115(d)

Describe the efforts to provide citizens with reasonable notice and an opportunity to comment on performance reports.

The City of Naperville's Citizen Participation Plan requires the City to "provide citizens, public agencies, and other interested parties with reasonable notice and an opportunity to comment on performance reports."

To ensure that citizens, public agencies and other interested parties have reasonable opportunity to examine the Consolidated Annual Performance and Evaluation Report (CAPER), the City takes the following actions upon completion of the draft report:

1) Publish a summary of the performance report as a display advertisement in the Naperville Sun newspaper. This ad will describe the performance report and specify where copies of the full report may be examined.

2) Ensure copies of the report are available at the 95th Street Library (3015 Cedar Glade Drive), Naper Boulevard Library (2035 S. Naper Boulevard), Nichols Library (200 W. Jefferson), City Clerk's Office at the Naperville Municipal Center (400 S. Eagle) and on the City of Naperville website (www.naperville.il.us/cdbg.aspx).

Once the report has been made available for comment, the City allows a 15-day period for citizens, public agencies and interested parties to respond. Comments may be submitted in writing to the CDBG coordinator as well as orally at a public hearing to be held at the conclusion of the public comment period. A summary of comments is attached to the final performance report.

For Program Year 2017, the public comment period and public hearing notice was published in the Naperville Sun on Sunday, June 3, 2018 and the public comment period began on Tuesday, June 6, 2018 and ended on June 19, 2018. A public hearing on the CAPER will be held at the regularly scheduled City Council meeting at 7:00 p.m., June 19, 2018.

CR-45 - CDBG 91.520(c)

Specify the nature of, and reasons for, any changes in the jurisdiction’s program objectives and indications of how the jurisdiction would change its programs as a result of its experiences.

The City of Naperville did not change any of its program objectives during PY 2017. At this time, the City does not plan any changes to its programs, but the City will closely review the recommendations of its housing needs analysis and affordable housing study anticipated to be completed during calendar year 2018-2019 to determine if and how recommendations can be incorporated into its goals, objectives and programs.

Does this Jurisdiction have any open Brownfields Economic Development Initiative (BEDI) grants?

No


[BEDI grantees] Describe accomplishments and program outcomes during the last year.

Attachments

Citizen Participation – Certificate of Publication

PR03 – CDBG Activity Summary Report for Program Year 2017

PR06 – CDBG Financial Summary Report for Program Year 2017



U.S. Department of Housing and Urban Development
 Office of Community Planning and Development
 Integrated Disbursement and Information System
 CDBG Activity Summary Report (GPR) for Program Year 2017
 NAPERVILLE

Date: 31-May-2018
 Time: 16:03
 Page: 1

PGM Year: 2010
Project: 0001 - Construction
IDIS Activity: 299 - Northern Illinois Food Bank

Status: Canceled 7/14/2017 2:31:43 PM
Location: 600 Industrial Dr St Charles, IL 60174-2439

Objective: Create suitable living environments
Outcome: Sustainability
Matrix Code: Other Public Improvements Not Listed in 03A-03S (03Z) **National Objective:** LMC

Initial Funding Date: 01/25/2011

Description:

Funds from this activity are in repayment by Corrective Action which allows 3 years to repay and 1st year is PY2013.
 Projected remediation date is PY2015.
 Permission to cancel this activity received 62316.

Financing

	Fund Type	Grant Year	Grant	Funded Amount	Drawn In Program Year	Drawn Thru Program Year
CDBG	EN	Pre-2015		\$128,065.00	\$0.00	\$0.00
		2008	B08MC170031		\$0.00	\$83,101.61
		2009	B09MC170031		\$0.00	\$44,963.39
Total	Total			\$128,065.00	\$0.00	\$128,065.00

Proposed Accomplishments

Public Facilities : 1

Actual Accomplishments

Number assisted:

	Owner		Renter		Total		Person	
	Total	Hispanic	Total	Hispanic	Total	Hispanic	Total	Hispanic
White:	0	0	0	0	0	0	0	0
Black/African American:	0	0	0	0	0	0	0	0
Asian:	0	0	0	0	0	0	0	0
American Indian/Alaskan Native:	0	0	0	0	0	0	0	0
Native Hawaiian/Other Pacific Islander:	0	0	0	0	0	0	0	0
American Indian/Alaskan Native & White:	0	0	0	0	0	0	0	0
Asian White:	0	0	0	0	0	0	0	0
Black/African American & White:	0	0	0	0	0	0	0	0
American Indian/Alaskan Native & Black/African American:	0	0	0	0	0	0	0	0
Other multi-racial:	0	0	0	0	0	0	0	0
Asian/Pacific Islander:	0	0	0	0	0	0	0	0
Hispanic:	0	0	0	0	0	0	0	0



U.S. Department of Housing and Urban Development
Office of Community Planning and Development
Integrated Disbursement and Information System
CDBG Activity Summary Report (GPR) for Program Year 2017
NAPERVILLE

Date: 31-May-2018

Time: 16:03

Page: 2

Total: 0 0 0 0 0 0 0 0

Female-headed Households: 0 0 0 0


Income Category:

	Owner	Renter	Total	Person
Extremely Low	0	0	0	0
Low Mod	0	0	0	0
Moderate	0	0	0	0
Non Low Moderate	0	0	0	0
Total	0	0	0	0

Percent Low/Mod

Annual Accomplishments

No data returned for this view. This might be because the applied filter excludes all data.



U.S. Department of Housing and Urban Development
 Office of Community Planning and Development
 Integrated Disbursement and Information System
 CDBG Activity Summary Report (GPR) for Program Year 2017
 NAPERVILLE

Date: 31-May-2018
 Time: 16:03
 Page: 3

PGM Year: 2014
Project: 0006 - Acquisition
IDIS Activity: 356 - Bridge Communities - Acquisition

Status: Completed 10/11/2017 3:58:16 PM
Location: 432 E Bailey Rd Naperville, IL 60565-1556

Objective: Create suitable living environments
Outcome: Availability/accessibility
Matrix Code: Homeless Facilities (not operating costs) (03C)

National Objective: LMC

Initial Funding Date: 08/10/2015

Description:

Bridge Communities will purchase a multi-family structure for transitional housing for homeless individuals.

Financing

	Fund Type	Grant Year	Grant	Funded Amount	Drawn In Program Year	Drawn Thru Program Year
CDBG	EN	Pre-2015		\$300,000.00	\$0.00	\$0.00
		2013	B13MC170031		\$0.00	\$14,456.46
		2014	B14MC170031		\$0.00	\$285,543.54
Total	Total			\$300,000.00	\$0.00	\$300,000.00

Proposed Accomplishments

Public Facilities : 32

Actual Accomplishments

Number assisted:

	Owner		Renter		Total		Person	
	Total	Hispanic	Total	Hispanic	Total	Hispanic	Total	Hispanic
White:	0	0	0	0	0	0	5	0
Black/African American:	0	0	0	0	0	0	19	0
Asian:	0	0	0	0	0	0	0	0
American Indian/Alaskan Native:	0	0	0	0	0	0	3	0
Native Hawaiian/Other Pacific Islander:	0	0	0	0	0	0	0	0
American Indian/Alaskan Native & White:	0	0	0	0	0	0	0	0
Asian White:	0	0	0	0	0	0	0	0
Black/African American & White:	0	0	0	0	0	0	0	0
American Indian/Alaskan Native & Black/African American:	0	0	0	0	0	0	0	0
Other multi-racial:	0	0	0	0	0	0	0	0
Asian/Pacific Islander:	0	0	0	0	0	0	0	0
Hispanic:	0	0	0	0	0	0	0	0
Total:	0	0	0	0	0	0	27	0



U.S. Department of Housing and Urban Development
Office of Community Planning and Development
Integrated Disbursement and Information System
CDBG Activity Summary Report (GPR) for Program Year 2017
NAPERVILLE

Date: 31-May-2018
Time: 16:03
Page: 4


Female-headed Households: 0 0 0

Income Category:

	Owner	Renter	Total	Person
Extremely Low	0	0	0	7
Low Mod	0	0	0	20
Moderate	0	0	0	0
Non Low Moderate	0	0	0	0
Total	0	0	0	27
Percent Low/Mod				100.0%

Annual Accomplishments

Years	Accomplishment Narrative	# Benefiting
2014	Bridge Communities, Inc. used \$300,000 in CDBG funds to assist in the acquisition of an 8-unit apartment building to house a transitional housing program for eight (8) homeless families.	



U.S. Department of Housing and Urban Development
 Office of Community Planning and Development
 Integrated Disbursement and Information System
 CDBG Activity Summary Report (GPR) for Program Year 2017
 NAPERVILLE

Date: 31-May-2018
 Time: 16:03
 Page: 5

PGM Year: 2015
Project: 0013 - City of Naperville - Analysis of Impediments to Fair Housing Choice Study
IDIS Activity: 378 - City of Naperville_Analysis of Impediments to Fair Housing Choice

Status: Completed 6/23/2017 10:49:46 AM Objective:
 Location: , Outcome:
 Matrix Code: Planning (20) National Objective:

Initial Funding Date: 08/13/2015

Description:

CDBG funds will pay for employment of a consultant to develop a new Analysis of Impediments to Fair Housing Choice (AI) required by HUD. Plan will be used to guide adoption and implementation of activities to affirmatively further fair housing choice in the City of Naperville.

Financing

	Fund Type	Grant Year	Grant	Funded Amount	Drawn In Program Year	Drawn Thru Program Year
CDBG	EN	2015	B15MC170031	\$25,000.00	\$0.00	\$25,000.00
Total	Total			\$25,000.00	\$0.00	\$25,000.00

Proposed Accomplishments

Actual Accomplishments

Number assisted:

	Owner		Renter		Total		Person	
	Total	Hispanic	Total	Hispanic	Total	Hispanic	Total	Hispanic
White:					0	0		
Black/African American:					0	0		
Asian:					0	0		
American Indian/Alaskan Native:					0	0		
Native Hawaiian/Other Pacific Islander:					0	0		
American Indian/Alaskan Native & White:					0	0		
Asian White:					0	0		
Black/African American & White:					0	0		
American Indian/Alaskan Native & Black/African American:					0	0		
Other multi-racial:					0	0		
Asian/Pacific Islander:					0	0		
Hispanic:					0	0		
Total:	0	0	0	0	0	0	0	0
Female-headed Households:					0			



U.S. Department of Housing and Urban Development
Office of Community Planning and Development
Integrated Disbursement and Information System
CDBG Activity Summary Report (GPR) for Program Year 2017
NAPERVILLE

Date: 31-May-2018

Time: 16:03

Page: 6

Income Category:

	Owner	Renter	Total	Person
Extremely Low			0	
Low Mod			0	
Moderate			0	
Non Low Moderate			0	
Total	0	0	0	0
Percent Low/Mod				

Annual Accomplishments

No data returned for this view. This might be because the applied filter excludes all data.



U.S. Department of Housing and Urban Development
 Office of Community Planning and Development
 Integrated Disbursement and Information System
 CDBG Activity Summary Report (GPR) for Program Year 2017
 NAPERVILLE

Date: 31-May-2018
 Time: 16:03
 Page: 7

PGM Year: 2016
Project: 0011 - PEOPLES RESOURCE CENTER - HVAC SYSTEM REPLACEMENT
IDIS Activity: 380 - City of Naperville_Program Administration

Status: Completed 9/5/2017 3:19:51 PM **Objective:**
Location: , **Outcome:**
Matrix Code: General Program Administration (21A) **National Objective:**

Initial Funding Date: 08/25/2016

Description:
 Administration of the CDBG program including portion of the salary and benefits of the CDBG coordinator.

Financing

	Fund Type	Grant Year	Grant	Funded Amount	Drawn In Program Year	Drawn Thru Program Year
CDBG	EN	2016	B16MC170031	\$50,003.00	\$50,003.00	\$50,003.00
Total	Total			\$50,003.00	\$50,003.00	\$50,003.00

Proposed Accomplishments

Actual Accomplishments

<i>Number assisted:</i>	Owner		Renter		Total		Person	
	Total	Hispanic	Total	Hispanic	Total	Hispanic	Total	Hispanic
White:					0	0		
Black/African American:					0	0		
Asian:					0	0		
American Indian/Alaskan Native:					0	0		
Native Hawaiian/Other Pacific Islander:					0	0		
American Indian/Alaskan Native & White:					0	0		
Asian White:					0	0		
Black/African American & White:					0	0		
American Indian/Alaskan Native & Black/African American:					0	0		
Other multi-racial:					0	0		
Asian/Pacific Islander:					0	0		
Hispanic:					0	0		
Total:	0	0	0	0	0	0	0	0
Female-headed Households:					0			

Income Category:

Owner Renter Total Person



U.S. Department of Housing and Urban Development
Office of Community Planning and Development
Integrated Disbursement and Information System
CDBG Activity Summary Report (GPR) for Program Year 2017
NAPERVILLE

Date: 31-May-2018


Time: 16:03

Page: 8

Extremely Low			0	
Low Mod			0	
Moderate			0	
Non Low Moderate			0	
Total	0	0	0	0
Percent Low/Mod				

Annual Accomplishments

No data returned for this view. This might be because the applied filter excludes all data.



U.S. Department of Housing and Urban Development
 Office of Community Planning and Development
 Integrated Disbursement and Information System
 CDBG Activity Summary Report (GPR) for Program Year 2017
 NAPERVILLE

Date: 31-May-2018
 Time: 16:03
 Page: 9

PGM Year: 2016
Project: 0001 - BRIDGE COMMUNITIES, INC. - TRANSITIONAL HOUSING PROGRAM SAFETY IMPROVEMENTS
IDIS Activity: 381 - Bridge Communities_Crime Prevention/Capital Safety

Status: Open
Location: 432 E Bailey Rd Naperville, IL 60565-1556
Objective: Provide decent affordable housing
Outcome: Availability/accessibility
Matrix Code: Homeless Facilities (not operating costs) (03C) **National Objective:** LMC

Initial Funding Date: 08/25/2016

Description:

Funds will be used to install enhanced lighting in the parking garage and entryways of an apartment building providing transitional housing to homeless families, and to replace wood doors with fire-rated doors, install a fire alarm system, install new buzzers and secure mailboxes, and bring balcony railings up to code. Eight (8) households will benefit from this activity. Funding will consist of \$50,900.00 in CDBG funds leveraged with additional funding provided by the subrecipient.

Financing

	Fund Type	Grant Year	Grant	Funded Amount	Drawn In Program Year	Drawn Thru Program Year
CDBG	EN	2016	B16MC170031	\$50,900.00	\$37,257.33	\$37,257.33
Total	Total			\$50,900.00	\$37,257.33	\$37,257.33

Proposed Accomplishments

Public Facilities : 32

Actual Accomplishments

Number assisted:

	Owner		Renter		Total		Person	
	Total	Hispanic	Total	Hispanic	Total	Hispanic	Total	Hispanic
White:	0	0	0	0	0	0	5	0
Black/African American:	0	0	0	0	0	0	19	0
Asian:	0	0	0	0	0	0	0	0
American Indian/Alaskan Native:	0	0	0	0	0	0	3	0
Native Hawaiian/Other Pacific Islander:	0	0	0	0	0	0	0	0
American Indian/Alaskan Native & White:	0	0	0	0	0	0	0	0
Asian White:	0	0	0	0	0	0	0	0
Black/African American & White:	0	0	0	0	0	0	0	0
American Indian/Alaskan Native & Black/African American:	0	0	0	0	0	0	0	0
Other multi-racial:	0	0	0	0	0	0	0	0
Asian/Pacific Islander:	0	0	0	0	0	0	0	0
Hispanic:	0	0	0	0	0	0	0	0
Total:	0	0	0	0	0	0	27	0



U.S. Department of Housing and Urban Development
Office of Community Planning and Development
Integrated Disbursement and Information System
CDBG Activity Summary Report (GPR) for Program Year 2017
NAPERVILLE

Date: 31-May-2018

Time: 16:03

Page: 10

Female-headed Households:


0 0 0

Income Category:

	Owner	Renter	Total	Person
Extremely Low	0	0	0	7
Low Mod	0	0	0	20
Moderate	0	0	0	0
Non Low Moderate	0	0	0	0
Total	0	0	0	27
Percent Low/Mod				100.0%

Annual Accomplishments

Years	Accomplishment Narrative	# Benefiting
2016		



U.S. Department of Housing and Urban Development
 Office of Community Planning and Development
 Integrated Disbursement and Information System
 CDBG Activity Summary Report (GPR) for Program Year 2017
 NAPERVILLE

Date: 31-May-2018
 Time: 16:03
 Page: 11

PGM Year: 2016
Project: 0002 - CHILDSERV - NAPERVILLE GROUP HOME ELECTRICAL AND AIR CONDITIONER REPLACEMENT
IDIS Activity: 382 - ChildServ_Naperville Group Home Capital Improvements

Status: Completed 1/10/2018 11:32:14 AM
Location: 146 N Sleight St Naperville, IL 60540-4740
Objective: Provide decent affordable housing
Outcome: Availability/accessibility
Matrix Code: Homeless Facilities (not operating costs) (03C) **National Objective:** LMC

Initial Funding Date: 08/25/2016

Description:

A total of \$16,700 in CDBG funds will be used to replace deteriorated windows with energy-efficient windows, tuckpoint, and replace damaged carpeting in a group residence for abused and/or neglected adolescent girls.

Financing

	Fund Type	Grant Year	Grant	Funded Amount	Drawn In Program Year	Drawn Thru Program Year
CDBG	EN	2016	B16MC170031	\$16,655.00	\$16,655.00	\$16,655.00
Total	Total			\$16,655.00	\$16,655.00	\$16,655.00

Proposed Accomplishments

Public Facilities : 9

Actual Accomplishments

Number assisted:

	Owner		Renter		Total		Person	
	Total	Hispanic	Total	Hispanic	Total	Hispanic	Total	Hispanic
White:	0	0	0	0	0	0	5	2
Black/African American:	0	0	0	0	0	0	6	0
Asian:	0	0	0	0	0	0	0	0
American Indian/Alaskan Native:	0	0	0	0	0	0	0	0
Native Hawaiian/Other Pacific Islander:	0	0	0	0	0	0	0	0
American Indian/Alaskan Native & White:	0	0	0	0	0	0	0	0
Asian White:	0	0	0	0	0	0	0	0
Black/African American & White:	0	0	0	0	0	0	0	0
American Indian/Alaskan Native & Black/African American:	0	0	0	0	0	0	0	0
Other multi-racial:	0	0	0	0	0	0	0	0
Asian/Pacific Islander:	0	0	0	0	0	0	0	0
Hispanic:	0	0	0	0	0	0	0	0
Total:	0	0	0	0	0	0	11	2
Female-headed Households:	0		0		0			



U.S. Department of Housing and Urban Development
Office of Community Planning and Development
Integrated Disbursement and Information System
CDBG Activity Summary Report (GPR) for Program Year 2017
NAPERVILLE

Date: 31-May-2018

Time: 16:03


Page: 12

Income Category:

	Owner	Renter	Total	Person
Extremely Low	0	0	0	11
Low Mod	0	0	0	0
Moderate	0	0	0	0
Non Low Moderate	0	0	0	0
Total	0	0	0	11
Percent Low/Mod				100.0%

Annual Accomplishments

Years	Accomplishment Narrative	# Benefiting
2016	A total of \$16,695 in CDBG funds was used to rehabilitate a group home for adolescent girls who are wards of the State due to abuse or neglect. Projects included new flooring, tuck pointing and installation of energy efficient windows.	



U.S. Department of Housing and Urban Development
 Office of Community Planning and Development
 Integrated Disbursement and Information System
 CDBG Activity Summary Report (GPR) for Program Year 2017
 NAPERVILLE

Date: 31-May-2018
 Time: 16:03
 Page: 13

PGM Year: 2016
Project: 0003 - DEPARTMENT OF PUBLIC WORKS - CITY OF NAPERVILLE - ADA TRANSITIONAL PLAN IMPROVEMENTS
IDIS Activity: 383 - CHAD_Fund-A-Home

Status: Completed 6/23/2017 10:51:06 AM **Objective:** Provide decent affordable housing
Location: 531 E Roosevelt Rd Wheaton, IL 60187-5583 **Outcome:** Affordability
Matrix Code: Acquisition of Real Property (01) **National Objective:** LMH

Initial Funding Date: 06/16/2017

Description:

Acquisition of a distressed single-family home or duplex which will be rehabilitated and rented at an affordable rent to a low or moderate-income family. A total of \$100,000 in CDBG funds will be leveraged with additional funding provided by the subrecipient.

Financing

	Fund Type	Grant Year	Grant	Funded Amount	Drawn In Program Year	Drawn Thru Program Year
CDBG	EN	2016	B16MC170031	\$100,000.00	\$100,000.00	\$100,000.00
Total	Total			\$100,000.00	\$100,000.00	\$100,000.00

Proposed Accomplishments

Housing Units : 4

Actual Accomplishments

Number assisted:

	Owner		Renter		Total		Person	
	Total	Hispanic	Total	Hispanic	Total	Hispanic	Total	Hispanic
White:	0	0	0	0	0	0		0
Black/African American:	0	0	1	0	1	0	0	0
Asian:	0	0	0	0	0	0	0	0
American Indian/Alaskan Native:	0	0	0	0	0	0	0	0
Native Hawaiian/Other Pacific Islander:	0	0	0	0	0	0	0	0
American Indian/Alaskan Native & White:	0	0	0	0	0	0	0	0
Asian White:	0	0	0	0	0	0	0	0
Black/African American & White:	0	0	0	0	0	0	0	0
American Indian/Alaskan Native & Black/African American:	0	0	0	0	0	0	0	0
Other multi-racial:	0	0	0	0	0	0	0	0
Asian/Pacific Islander:	0	0	0	0	0	0	0	0
Hispanic:	0	0	0	0	0	0	0	0
Total:	0	0	1	0	1	0	0	0
Female-headed Households:	0		1		1			



U.S. Department of Housing and Urban Development
Office of Community Planning and Development
Integrated Disbursement and Information System
CDBG Activity Summary Report (GPR) for Program Year 2017
NAPERVILLE

Date: 31-May-2018
Time: 16:03
Page: 14

Income Category:

	Owner	Renter	Total	Person
Extremely Low	0	1	1	0
Low Mod	0	0	0	0
Moderate	0	0	0	0
Non Low Moderate	0	0	0	0
Total	0	1	1	0
Percent Low/Mod		100.0%	100.0%	

Annual Accomplishments

Years	Accomplishment Narrative	# Benefiting
2016	A total of \$100,000.00 in CDBG funds was used to reduce the mortgage for a single-family home acquired by CHAD for \$200,000.00. This home will be used as a rental property to be rented to low-income households for rents not to exceed the FMR for Joliet-Naperville-Chicago Metro Area for a minimum of 15 years. Currently, the home is occupied by a low-income, female-headed household of five.	



U.S. Department of Housing and Urban Development
 Office of Community Planning and Development
 Integrated Disbursement and Information System
 CDBG Activity Summary Report (GPR) for Program Year 2017
 NAPERVILLE

Date: 31-May-2018
 Time: 16:03
 Page: 15

PGM Year: 2016
Project: 0005 - DUPAGE PADS - INTERIM (OVERNIGHT) HOUSING PROGRAM
IDIS Activity: 385 - DuPage PADS_Olympus Place Flooring Replacement

Status: Completed 3/13/2018 5:18:44 PM **Objective:** Provide decent affordable housing
Location: 5 Olympus Dr Naperville, IL 60540-7954 **Outcome:** Affordability
Matrix Code: Rehab; Multi-Unit Residential (14B) **National Objective:** LMH

Initial Funding Date: 08/25/2016

Description:
 Replace damaged carpeting and flooring with vinyl plank flooring in apartment complex providing permanent supportive housing to formerly chronically homeless individuals.

Financing

	Fund Type	Grant Year	Grant	Funded Amount	Drawn In Program Year	Drawn Thru Program Year
CDBG	PI			\$49,684.00	\$49,684.00	\$49,684.00
Total	Total			\$49,684.00	\$49,684.00	\$49,684.00

Proposed Accomplishments

Housing Units : 11

Actual Accomplishments

Number assisted:

	Owner		Renter		Total		Person	
	Total	Hispanic	Total	Hispanic	Total	Hispanic	Total	Hispanic
White:	0	0	5	0	5	0	0	0
Black/African American:	0	0	4	0	4	0	0	0
Asian:	0	0	0	0	0	0	0	0
American Indian/Alaskan Native:	0	0	0	0	0	0	0	0
Native Hawaiian/Other Pacific Islander:	0	0	0	0	0	0	0	0
American Indian/Alaskan Native & White:	0	0	0	0	0	0	0	0
Asian White:	0	0	0	0	0	0	0	0
Black/African American & White:	0	0	0	0	0	0	0	0
American Indian/Alaskan Native & Black/African American:	0	0	0	0	0	0	0	0
Other multi-racial:	0	0	2	0	2	0	0	0
Asian/Pacific Islander:	0	0	0	0	0	0	0	0
Hispanic:	0	0	0	0	0	0	0	0
Total:	0	0	11	0	11	0	0	0
Female-headed Households:	0		7		7			



U.S. Department of Housing and Urban Development
Office of Community Planning and Development
Integrated Disbursement and Information System
CDBG Activity Summary Report (GPR) for Program Year 2017
NAPERVILLE

Date: 31-May-2018
Time: 16:03
Page: 16

Income Category:

	Owner	Renter	Total	Person
Extremely Low	0	11	11	0
Low Mod	0	0	0	0
Moderate	0	0	0	0
Non Low Moderate	0	0	0	0
Total	0	11	11	0
Percent Low/Mod		100.0%	100.0%	

Annual Accomplishments

Years	Accomplishment Narrative	# Benefitting
2016	A total of \$49,684.00 of CDDBG funds were used to replace deteriorated carpeting with vinyl laminate plank flooring in 11 supportive housing apartments occupied by formerly chronically homeless individuals with mental illness.	



U.S. Department of Housing and Urban Development
 Office of Community Planning and Development
 Integrated Disbursement and Information System
 CDBG Activity Summary Report (GPR) for Program Year 2017
 NAPERVILLE

Date: 31-May-2018
 Time: 16:03
 Page: 17

PGM Year: 2016
Project: 0006 - HOUSING ADVISORY COMMISSION - CITY OF NAPERVILLE - IMPLEMENTATION OF FAIR HOUSING ACTION PLAN
IDIS Activity: 386 - IILC_Elevator and Security System Upgrades

Status: Completed 10/5/2017 1:35:56 PM **Objective:** Provide decent affordable housing
Location: 1141 Iroquois Ave Naperville, IL 60563-9376 **Outcome:** Affordability
Matrix Code: Rehab; Multi-Unit Residential (14B) **National Objective:** LMH

Initial Funding Date: 08/25/2016

Description:

Upgrade elevator operating system in independent living apartment complex providing affordable rental housing for persons with severe physical disabilities, eliminating frequent elevator breakdowns.

Financing

	Fund Type	Grant Year	Grant	Funded Amount	Drawn In Program Year	Drawn Thru Program Year
CDBG	EN	2016	B16MC170031	\$16,528.00	\$16,528.00	\$16,528.00
Total	Total			\$16,528.00	\$16,528.00	\$16,528.00


Proposed Accomplishments

Housing Units : 31

Actual Accomplishments

Number assisted:

	Owner		Renter		Total		Person	
	Total	Hispanic	Total	Hispanic	Total	Hispanic	Total	Hispanic
White:	0	0	25	1	25	1	0	0
Black/African American:	0	0	2	0	2	0	0	0
Asian:	0	0	1	0	1	0	0	0
American Indian/Alaskan Native:	0	0	0	0	0	0	0	0
Native Hawaiian/Other Pacific Islander:	0	0	0	0	0	0	0	0
American Indian/Alaskan Native & White:	0	0	0	0	0	0	0	0
Asian White:	0	0	0	0	0	0	0	0
Black/African American & White:	0	0	0	0	0	0	0	0
American Indian/Alaskan Native & Black/African American:	0	0	0	0	0	0	0	0
Other multi-racial:	0	0	0	0	0	0	0	0
Asian/Pacific Islander:	0	0	0	0	0	0	0	0
Hispanic:	0	0	0	0	0	0	0	0
Total:	0	0	28	1	28	1	0	0
Female-headed Households:	0		15		15			



U.S. Department of Housing and Urban Development
Office of Community Planning and Development
Integrated Disbursement and Information System
CDBG Activity Summary Report (GPR) for Program Year 2017
NAPERVILLE

Date: 31-May-2018

Time: 16:03

Page: 18

Income Category:

	Owner	Renter	Total	Person
Extremely Low	0	22	22	0
Low Mod	0	4	4	0
Moderate	0	1	1	0
Non Low Moderate	0	1	1	0
Total	0	28	28	0
Percent Low/Mod		96.4%	96.4%	

Annual Accomplishments

Years	Accomplishment Narrative	# Benefiting
2016	A total of \$16,528.00 in CDBG funds was used to assist Illinois Independent Living Center to upgrade the elevator doors at Katharine Manor Apartments, a 31-unit independent living apartment building for people with severe physical disabilities.	



U.S. Department of Housing and Urban Development
 Office of Community Planning and Development
 Integrated Disbursement and Information System
 CDBG Activity Summary Report (GPR) for Program Year 2017
 NAPERVILLE

Date: 31-May-2018
 Time: 16:03
 Page: 19

PGM Year: 2016
Project: 0007 - ILLINOIS INDEPENDENT LIVING CENTER - REPLACEMENT/UPGRADES OF A/C UNITS
IDIS Activity: 387 - Naperville Elderly Homes_Masonry Improvements and Sealing

Status: Completed 8/17/2017 7:52:11 PM **Objective:** Provide decent affordable housing
Location: 310 Martin Ave Naperville, IL 60540-6542 **Outcome:** Affordability
Matrix Code: Rehab; Multi-Unit Residential (14B) **National Objective:** LMH

Initial Funding Date: 08/25/2016

Description:

Remove damaged masonry joints and sealant, and install new joints and sealant at apartment building providing independent living apartments to low and moderate-income senior citizens.

Financing

	Fund Type	Grant Year	Grant	Funded Amount	Drawn In Program Year	Drawn Thru Program Year
CDBG	EN	2016	B16MC170031	\$47,000.00	\$47,000.00	\$47,000.00
Total	Total			\$47,000.00	\$47,000.00	\$47,000.00

Proposed Accomplishments

Housing Units : 121

Actual Accomplishments

Number assisted:

	Owner		Renter		Total		Person	
	Total	Hispanic	Total	Hispanic	Total	Hispanic	Total	Hispanic
White:	0	0	102	6	102	6	0	0
Black/African American:	0	0	8	0	8	0	0	0
Asian:	0	0	11	0	11	0	0	0
American Indian/Alaskan Native:	0	0	0	0	0	0	0	0
Native Hawaiian/Other Pacific Islander:	0	0	0	0	0	0	0	0
American Indian/Alaskan Native & White:	0	0	0	0	0	0	0	0
Asian White:	0	0	0	0	0	0	0	0
Black/African American & White:	0	0	0	0	0	0	0	0
American Indian/Alaskan Native & Black/African American:	0	0	0	0	0	0	0	0
Other multi-racial:	0	0	0	0	0	0	0	0
Asian/Pacific Islander:	0	0	0	0	0	0	0	0
Hispanic:	0	0	0	0	0	0	0	0
Total:	0	0	121	6	121	6	0	0
Female-headed Households:	0		82		82			



U.S. Department of Housing and Urban Development
Office of Community Planning and Development
Integrated Disbursement and Information System
CDBG Activity Summary Report (GPR) for Program Year 2017
NAPERVILLE

Date: 31-May-2018

Time: 16:03

Page: 20

Income Category:

	Owner	Renter	Total	Person
Extremely Low	0	65	65	0
Low Mod	0	41	41	0
Moderate	0	15	15	0
Non Low Moderate	0	0	0	0
Total	0	121	121	0
Percent Low/Mod		100.0%	100.0%	

Annual Accomplishments

Years	Accomplishment Narrative	# Benefiting
2016	Spent \$47,000.00 to fully tuck point deteriorated and substandard masonry on 3-story, 121-unit building housing 127 low and moderate income elderly residents.	



U.S. Department of Housing and Urban Development
 Office of Community Planning and Development
 Integrated Disbursement and Information System
 CDBG Activity Summary Report (GPR) for Program Year 2017
 NAPERVILLE

Date: 31-May-2018
 Time: 16:03
 Page: 21

PGM Year: 2016
Project: 0008 - LOAVES & FISHES CARES PROGRAM - EMERGENCY FINANCIAL ASSISTANCE PROGRAM
IDIS Activity: 388 - Ray Graham Association_Starling CILA Exterior Improvements

Status: Completed 8/17/2017 7:22:19 PM **Objective:** Provide decent affordable housing
Location: 52 Starling Ln Naperville, IL 60565-2314 **Outcome:** Availability/accessibility
Matrix Code: Handicapped Centers (03B) **National Objective:** LMC

Initial Funding Date: 08/25/2016

Description:

Rehabilitation and capital improvements to a Community Integrated Living Arrangement (CILA) for severely disabled people.

Financing

	Fund Type	Grant Year	Grant	Funded Amount	Drawn In Program Year	Drawn Thru Program Year
CDBG	EN	2016	B16MC170031	\$25,747.00	\$25,747.00	\$25,747.00
Total	Total			\$25,747.00	\$25,747.00	\$25,747.00

Proposed Accomplishments

Public Facilities : 6

Actual Accomplishments

Number assisted:

	Owner		Renter		Total		Person	
	Total	Hispanic	Total	Hispanic	Total	Hispanic	Total	Hispanic
White:	0	0	0	0	0	0	6	0
Black/African American:	0	0	0	0	0	0	0	0
Asian:	0	0	0	0	0	0	0	0
American Indian/Alaskan Native:	0	0	0	0	0	0	0	0
Native Hawaiian/Other Pacific Islander:	0	0	0	0	0	0	0	0
American Indian/Alaskan Native & White:	0	0	0	0	0	0	0	0
Asian White:	0	0	0	0	0	0	0	0
Black/African American & White:	0	0	0	0	0	0	0	0
American Indian/Alaskan Native & Black/African American:	0	0	0	0	0	0	0	0
Other multi-racial:	0	0	0	0	0	0	0	0
Asian/Pacific Islander:	0	0	0	0	0	0	0	0
Hispanic:	0	0	0	0	0	0	0	0
Total:	0	0	0	0	0	0	6	0
Female-headed Households:	0		0		0			



U.S. Department of Housing and Urban Development
Office of Community Planning and Development
Integrated Disbursement and Information System
CDBG Activity Summary Report (GPR) for Program Year 2017
NAPERVILLE

Date: 31-May-2018

Time: 16:03


Page: 22

Income Category:

	Owner	Renter	Total	Person
Extremely Low	0	0	0	6
Low Mod	0	0	0	0
Moderate	0	0	0	0
Non Low Moderate	0	0	0	0
Total	0	0	0	6
Percent Low/Mod				100.0%

Annual Accomplishments

Years	Accomplishment Narrative	# Benefitting
2016	Spent \$25,747.00 in CDBG funds replace roof, rear patio (removed broken patio blocks) and rear fence for group home housing six (6) severely mentally and physically disabled women. Regraded yard and replaced landscaping.	



U.S. Department of Housing and Urban Development
 Office of Community Planning and Development
 Integrated Disbursement and Information System
 CDBG Activity Summary Report (GPR) for Program Year 2017
 NAPERVILLE

Date: 31-May-2018
 Time: 16:03
 Page: 23

PGM Year: 2016
Project: 0009 - NAPERVILLE ELDERLY HOMES - ENTRY DOOR REPLACEMENT
IDIS Activity: 389 - CARES Program_Emergency Financial Assistance Program

Status: Completed 4/27/2017 12:00:00 AM **Objective:** Provide decent affordable housing
Location: 618 W 5th Ave Naperville, IL 60563-4836 **Outcome:** Affordability
 Matrix Code: Subsistence Payment (05Q) **National Objective:** LMC

Initial Funding Date: 08/25/2016

Description:

Homelessness Prevention Emergency Assistance Program for individuals and families at high risk of homelessness. Provides emergency financial assistance to cover rent, mortgage, and utility payments. Agency work with clients to connect them to other resources.

Financing

	Fund Type	Grant Year	Grant	Funded Amount	Drawn In Program Year	Drawn Thru Program Year
CDBG	EN	2016	B16MC170031	\$33,465.00	\$10,835.58	\$33,465.00
Total	Total			\$33,465.00	\$10,835.58	\$33,465.00

Proposed Accomplishments

People (General) : 200

Actual Accomplishments

Number assisted:

	Owner		Renter		Total		Person	
	Total	Hispanic	Total	Hispanic	Total	Hispanic	Total	Hispanic
White:	0	0	0	0	0	0	94	28
Black/African American:	0	0	0	0	0	0	121	0
Asian:	0	0	0	0	0	0	4	0
American Indian/Alaskan Native:	0	0	0	0	0	0	0	0
Native Hawaiian/Other Pacific Islander:	0	0	0	0	0	0	0	0
American Indian/Alaskan Native & White:	0	0	0	0	0	0	0	0
Asian White:	0	0	0	0	0	0	0	0
Black/African American & White:	0	0	0	0	0	0	0	0
American Indian/Alaskan Native & Black/African American:	0	0	0	0	0	0	0	0
Other multi-racial:	0	0	0	0	0	0	5	0
Asian/Pacific Islander:	0	0	0	0	0	0	0	0
Hispanic:	0	0	0	0	0	0	0	0
Total:	0	0	0	0	0	0	224	28



U.S. Department of Housing and Urban Development
Office of Community Planning and Development
Integrated Disbursement and Information System
CDBG Activity Summary Report (GPR) for Program Year 2017
NAPERVILLE

Date: 31-May-2018
Time: 16:03
Page: 24

Female-headed Households: 0 0 0

Income Category:

	Owner	Renter	Total	Person
Extremely Low	0	0	0	116
Low Mod	0	0	0	67
Moderate	0	0	0	27
Non Low Moderate	0	0	0	14
Total	0	0	0	224
Percent Low/Mod				93.8%

Annual Accomplishments

Years	Accomplishment Narrative	# Benefitting
2016	From September, 2016 to March, 2017, provided \$33,465.00 in CDBG funding to the Emergency Financial Assistance Program to assist a total 224 individuals in 85 households to avoid eviction and/or utility shut-off by providing temporary rent and utility assistance. Approximately 94% of individual assisted were low or moderate income, including approximately 52% that were extremely low income (0% - 30% of MFI. All households and persons assisted were Naperville residents.	



U.S. Department of Housing and Urban Development
 Office of Community Planning and Development
 Integrated Disbursement and Information System
 CDBG Activity Summary Report (GPR) for Program Year 2017
 NAPERVILLE

Date: 31-May-2018
 Time: 16:03
 Page: 25

PGM Year: 2016
Project: 0010 - NAPERVILLE HERITAGE SOCIETY - NAPER SETTLEMENT MURRAY BUILDING ACCESSIBLE WALKWAY
IDIS Activity: 390 - City of Naperville_Analysis of Impediments to Fair Housing Choice

Status: Canceled 6/13/2017 5:23:02 PM
Location: ,
Objective:
Outcome:
Matrix Code: Planning (20) **National Objective:**

Initial Funding Date: 08/25/2016


Description:
 Costs to hire and manage a consultant to prepare a new Analysis of Impediments to Fair Housing Choice Study. Study was completed and received by Naperville City Council on May 16, 2017. Plan implementation will begin in Summer, 2017. A total of \$25,000 in CDBG was assigned to IDIS Activity #378. An additional \$2,500 was allocated to Activity #390 to pay travel costs for the consultant if it was determined that they were needed to attend a final public meeting. It was determined that this was not necessary, so this activity will be cancelled pending confirmation that no additional invoices are pending.

Financing
 No data returned for this view. This might be because the applied filter excludes all data.

Proposed Accomplishments

Actual Accomplishments

<i>Number assisted:</i>	Owner		Renter		Total		Person	
	Total	Hispanic	Total	Hispanic	Total	Hispanic	Total	Hispanic
White:					0	0		
Black/African American:					0	0		
Asian:					0	0		
American Indian/Alaskan Native:					0	0		
Native Hawaiian/Other Pacific Islander:					0	0		
American Indian/Alaskan Native & White:					0	0		
Asian White:					0	0		
Black/African American & White:					0	0		
American Indian/Alaskan Native & Black/African American:					0	0		



U.S. Department of Housing and Urban Development
 Office of Community Planning and Development
 Integrated Disbursement and Information System
 CDBG Activity Summary Report (GPR) for Program Year 2017
 NAPERVILLE

Date: 31-May-2018

Time: 16:03

Page: 26

Other multi-racial:						0	0
Asian/Pacific Islander:						0	0
Hispanic:						0	0
Total:						0	0
Female-headed Households:						0	

Income Category:

	Owner	Renter	Total	Person
Extremely Low			0	
Low Mod			0	
Moderate			0	
Non Low Moderate			0	
Total	0	0	0	0
Percent Low/Mod				

Annual Accomplishments

No data returned for this view. This might be because the applied filter excludes all data.



U.S. Department of Housing and Urban Development
 Office of Community Planning and Development
 Integrated Disbursement and Information System
 CDBG Activity Summary Report (GPR) for Program Year 2017
 NAPERVILLE

Date: 31-May-2018
 Time: 16:03
 Page: 27

PGM Year: 2017
Project: 0015 - City of Naperville - CDBG Administration
IDIS Activity: 391 - City of Naperville_Grant Administration

Status: Open
Location: ,
Objective:
Outcome:
Matrix Code: General Program Administration (21A) **National Objective:**

Initial Funding Date: 03/28/2018

Description:
 Management and administration of the City of Naperville's PY 2017 Community Development Block Grant (CDBG) Program.

Financing

	Fund Type	Grant Year	Grant	Funded Amount	Drawn In Program Year	Drawn Thru Program Year
CDBG	EN	2017	B17MC170031	\$27,182.62	\$0.00	\$0.00
	PI			\$13,783.69	\$0.00	\$0.00
Total	Total			\$40,966.31	\$0.00	\$0.00

Proposed Accomplishments

Actual Accomplishments

Number assisted:

	Owner		Renter		Total		Person	
	Total	Hispanic	Total	Hispanic	Total	Hispanic	Total	Hispanic
White:					0	0		
Black/African American:					0	0		
Asian:					0	0		
American Indian/Alaskan Native:					0	0		
Native Hawaiian/Other Pacific Islander:					0	0		
American Indian/Alaskan Native & White:					0	0		
Asian White:					0	0		
Black/African American & White:					0	0		
American Indian/Alaskan Native & Black/African American:					0	0		
Other multi-racial:					0	0		
Asian/Pacific Islander:					0	0		
Hispanic:					0	0		
Total:	0	0	0	0	0	0	0	0
Female-headed Households:					0			



U.S. Department of Housing and Urban Development
Office of Community Planning and Development
Integrated Disbursement and Information System
CDBG Activity Summary Report (GPR) for Program Year 2017
NAPERVILLE

Date: 31-May-2018

Time: 16:03


Page: 28

Income Category:

	Owner	Renter	Total	Person
Extremely Low			0	
Low Mod			0	
Moderate			0	
Non Low Moderate			0	
Total	0	0	0	0
Percent Low/Mod				

Annual Accomplishments

No data returned for this view. This might be because the applied filter excludes all data.



U.S. Department of Housing and Urban Development
 Office of Community Planning and Development
 Integrated Disbursement and Information System
 CDBG Activity Summary Report (GPR) for Program Year 2017
 NAPERVILLE

Date: 31-May-2018
 Time: 16:03
 Page: 29

PGM Year: 2017
Project: 0001 - Bridge Communities, Inc. - Transitional Housing Safety Improvements
IDIS Activity: 392 - Bridge_Transitional Housing Safety Improvements

Status: Open
Location: 1324 Crab Apple Ct Naperville, IL 60540-4046
Objective: Create suitable living environments
Outcome: Sustainability
Matrix Code: Homeless Facilities (not operating costs) (03C)
National Objective: LMC

Initial Funding Date: 03/28/2018

Description:
 \$15,000.00 in CDBG funds is allocated to install security cameras at five (5) buildings providing transitional housing to homeless families.

Financing

	Fund Type	Grant Year	Grant	Funded Amount	Drawn In Program Year	Drawn Thru Program Year
CDBG	EN	2017	B17MC170031	\$15,000.00	\$0.00	\$0.00
Total	Total			\$15,000.00	\$0.00	\$0.00

Proposed Accomplishments

Public Facilities : 122

Actual Accomplishments

Number assisted:

	Owner		Renter		Total		Person	
	Total	Hispanic	Total	Hispanic	Total	Hispanic	Total	Hispanic
White:	0	0	0	0	0	0		0
Black/African American:	0	0	0	0	0	0	0	0
Asian:	0	0	0	0	0	0	0	0
American Indian/Alaskan Native:	0	0	0	0	0	0	0	0
Native Hawaiian/Other Pacific Islander:	0	0	0	0	0	0	0	0
American Indian/Alaskan Native & White:	0	0	0	0	0	0	0	0
Asian White:	0	0	0	0	0	0	0	0
Black/African American & White:	0	0	0	0	0	0	0	0
American Indian/Alaskan Native & Black/African American:	0	0	0	0	0	0	0	0
Other multi-racial:	0	0	0	0	0	0	0	0
Asian/Pacific Islander:	0	0	0	0	0	0	0	0
Hispanic:	0	0	0	0	0	0	0	0
Total:	0	0	0	0	0	0	0	0
Female-headed Households:	0		0		0			



U.S. Department of Housing and Urban Development
Office of Community Planning and Development
Integrated Disbursement and Information System
CDBG Activity Summary Report (GPR) for Program Year 2017
NAPERVILLE

Date: 31-May-2018

Time: 16:03

Page: 30

Income Category:

	Owner	Renter	Total	Person
Extremely Low	0	0	0	0
Low Mod	0	0	0	0
Moderate	0	0	0	0
Non Low Moderate	0	0	0	0
Total	0	0	0	0
Percent Low/Mod				

Annual Accomplishments

No data returned for this view. This might be because the applied filter excludes all data.



U.S. Department of Housing and Urban Development
Office of Community Planning and Development
Integrated Disbursement and Information System
CDBG Activity Summary Report (GPR) for Program Year 2017
NAPERVILLE

Date: 31-May-2018

Time: 16:03


Page: 32

Income Category:

	Owner	Renter	Total	Person
Extremely Low	0	0	0	0
Low Mod	0	0	0	0
Moderate	0	0	0	0
Non Low Moderate	0	0	0	0
Total	0	0	0	0
Percent Low/Mod				

Annual Accomplishments

No data returned for this view. This might be because the applied filter excludes all data.



U.S. Department of Housing and Urban Development
 Office of Community Planning and Development
 Integrated Disbursement and Information System
 CDBG Activity Summary Report (GPR) for Program Year 2017
 NAPERVILLE

Date: 31-May-2018
 Time: 16:03
 Page: 33

PGM Year: 2017
Project: 0004 - City of Naperville-Department of Public Works - ADA Improvements: Naperville Train Station
IDIS Activity: 394 - CON-DPW_ADA Improvements Naperville Train Station

Status: Open
Location: 105 E 4th Ave Naperville, IL 60540-4647
Objective: Create suitable living environments
Outcome: Availability/accessibility
Matrix Code: Sidewalks (03L)
National Objective: LMC

Initial Funding Date: 03/28/2018

Description:
 A total of \$60,000.00 in CDBG funds has been allocated to upgrading city-owned sidewalks and walkways adjacent to the Naperville AMTRAKMETRA Train Station at 105 E. Fourth Street, Naperville, IL. Sidewalks will be upgraded to comply with current ADA requirements.

Financing

	Fund Type	Grant Year	Grant	Funded Amount	Drawn In Program Year	Drawn Thru Program Year
CDBG	EN	2015	B15MC170031	\$34,182.00	\$0.00	\$0.00
		2017	B17MC170031	\$25,818.00	\$0.00	\$0.00
Total	Total			\$60,000.00	\$0.00	\$0.00


Proposed Accomplishments

People (General) : 4,000

Actual Accomplishments

Number assisted:

	Owner		Renter		Total		Person	
	Total	Hispanic	Total	Hispanic	Total	Hispanic	Total	Hispanic
White:	0	0	0	0	0	0	0	0
Black/African American:	0	0	0	0	0	0	0	0
Asian:	0	0	0	0	0	0	0	0
American Indian/Alaskan Native:	0	0	0	0	0	0	0	0
Native Hawaiian/Other Pacific Islander:	0	0	0	0	0	0	0	0
American Indian/Alaskan Native & White:	0	0	0	0	0	0	0	0
Asian White:	0	0	0	0	0	0	0	0
Black/African American & White:	0	0	0	0	0	0	0	0
American Indian/Alaskan Native & Black/African American:	0	0	0	0	0	0	0	0
Other multi-racial:	0	0	0	0	0	0	0	0
Asian/Pacific Islander:	0	0	0	0	0	0	0	0
Hispanic:	0	0	0	0	0	0	0	0
Total:	0	0	0	0	0	0	0	0



U.S. Department of Housing and Urban Development
Office of Community Planning and Development
Integrated Disbursement and Information System
CDBG Activity Summary Report (GPR) for Program Year 2017
NAPERVILLE

Date: 31-May-2018

Time: 16:03

Page: 34

Female-headed Households:

0 0 0

Income Category:

	Owner	Renter	Total	Person
Extremely Low	0	0	0	0
Low Mod	0	0	0	0
Moderate	0	0	0	0
Non Low Moderate	0	0	0	0
Total	0	0	0	0

Percent Low/Mod

Annual Accomplishments

No data returned for this view. This might be because the applied filter excludes all data.



U.S. Department of Housing and Urban Development
 Office of Community Planning and Development
 Integrated Disbursement and Information System
 CDBG Activity Summary Report (GPR) for Program Year 2017
 NAPERVILLE

Date: 31-May-2018
 Time: 16:03
 Page: 35

PGM Year: 2017
Project: 0006 - City of Naperville-Housing Advisory Commission - Fair Housing Action Plan Implementation
IDIS Activity: 396 - CON-HAC_Fair Housing Training

Status: Open
Location: ,
Objective:
Outcome:
Matrix Code: Fair Housing Activities (subject to 20% Admin Cap) (21D) **National Objective:**

Initial Funding Date: 03/28/2018

Description:
 A total of \$6,000.00 in CDBG funds has been allocated to provide fair housing education and training for city staff and officials, as part of implementation of the City's Analysis of Impediments to Fair Housing Choice (AI).

Financing

	Fund Type	Grant Year	Grant	Funded Amount	Drawn In Program Year	Drawn Thru Program Year
CDBG	EN	2017	B17MC170031	\$6,000.00	\$0.00	\$0.00
Total	Total			\$6,000.00	\$0.00	\$0.00

Proposed Accomplishments

Actual Accomplishments

Number assisted:

	Owner		Renter		Total		Person	
	Total	Hispanic	Total	Hispanic	Total	Hispanic	Total	Hispanic
White:					0	0		
Black/African American:					0	0		
Asian:					0	0		
American Indian/Alaskan Native:					0	0		
Native Hawaiian/Other Pacific Islander:					0	0		
American Indian/Alaskan Native & White:					0	0		
Asian White:					0	0		
Black/African American & White:					0	0		
American Indian/Alaskan Native & Black/African American:					0	0		
Other multi-racial:					0	0		
Asian/Pacific Islander:					0	0		
Hispanic:					0	0		
Total:	0	0	0	0	0	0	0	0
Female-headed Households:					0			



U.S. Department of Housing and Urban Development
Office of Community Planning and Development
Integrated Disbursement and Information System
CDBG Activity Summary Report (GPR) for Program Year 2017
NAPERVILLE

Date: 31-May-2018

Time: 16:03

Page: 36

Income Category:

	Owner	Renter	Total	Person
Extremely Low			0	
Low Mod			0	
Moderate			0	
Non Low Moderate			0	
Total	0	0	0	0
Percent Low/Mod				

Annual Accomplishments

No data returned for this view. This might be because the applied filter excludes all data.



U.S. Department of Housing and Urban Development
 Office of Community Planning and Development
 Integrated Disbursement and Information System
 CDBG Activity Summary Report (GPR) for Program Year 2017
 NAPERVILLE

Date: 31-May-2018
 Time: 16:03
 Page: 37

PGM Year: 2017
Project: 0008 - DuPage PADS-Interim (Overnight) Housing Program
IDIS Activity: 397 - DuPage PADS - Interim (Overnight) Housing Program

Status: Open
Location: 705 W Liberty Dr Wheaton, IL 60187-4842

Objective: Provide decent affordable housing
Outcome: Availability/accessibility
Matrix Code: Operating Costs of Homeless/AIDS Patients Programs (03T) **National Objective:** LMC

Initial Funding Date: 12/21/2017

Description:

A total of \$23,000 in CDBG funds will be used to support public services to homeless persons in shelters in Naperville, IL.

Financing

	Fund Type	Grant Year	Grant	Funded Amount	Drawn In Program Year	Drawn Thru Program Year
CDBG	EN	2017	B17MC170031	\$11,783.61	\$2,833.83	\$2,833.83
	PI			\$11,216.39	\$11,216.39	\$11,216.39
Total	Total			\$23,000.00	\$14,050.22	\$14,050.22

Proposed Accomplishments

People (General) : 450

Actual Accomplishments

Number assisted:

	Owner		Renter		Total		Person	
	Total	Hispanic	Total	Hispanic	Total	Hispanic	Total	Hispanic
White:	0	0	0	0	0	0		0
Black/African American:	0	0	0	0	0	0	0	0
Asian:	0	0	0	0	0	0	0	0
American Indian/Alaskan Native:	0	0	0	0	0	0	0	0
Native Hawaiian/Other Pacific Islander:	0	0	0	0	0	0	0	0
American Indian/Alaskan Native & White:	0	0	0	0	0	0	0	0
Asian White:	0	0	0	0	0	0	0	0
Black/African American & White:	0	0	0	0	0	0	0	0
American Indian/Alaskan Native & Black/African American:	0	0	0	0	0	0	0	0
Other multi-racial:	0	0	0	0	0	0	0	0
Asian/Pacific Islander:	0	0	0	0	0	0	0	0
Hispanic:	0	0	0	0	0	0	0	0
Total:	0	0	0	0	0	0	0	0
Female-headed Households:	0		0		0			



U.S. Department of Housing and Urban Development
Office of Community Planning and Development
Integrated Disbursement and Information System
CDBG Activity Summary Report (GPR) for Program Year 2017
NAPERVILLE

Date: 31-May-2018

Time: 16:03


Page: 38

Income Category:

	Owner	Renter	Total	Person
Extremely Low	0	0	0	0
Low Mod	0	0	0	0
Moderate	0	0	0	0
Non Low Moderate	0	0	0	0
Total	0	0	0	0
Percent Low/Mod				

Annual Accomplishments

No data returned for this view. This might be because the applied filter excludes all data.



U.S. Department of Housing and Urban Development
Office of Community Planning and Development
Integrated Disbursement and Information System
CDBG Activity Summary Report (GPR) for Program Year 2017
NAPERVILLE

Date: 31-May-2018
Time: 16:03
Page: 39

PGM Year: 2017
Project: 0009 - Illinois Independent Living Center - Replacement/Upgrade of A/C Units
IDIS Activity: 398 - Illinois Independent Living Center - Replacement/Upgrade of A/C System

Status: Open **Objective:** Provide decent affordable housing
Location: 1141 Iroquois Ave Naperville, IL 60563-9376 **Outcome:** Affordability
Matrix Code: Rehab; Multi-Unit Residential (14B) **National Objective:** LMH

Initial Funding Date: 03/28/2018

Description:

A total of \$49,950 in CDBG funds has been awarded to install a new HVAC system in an apartment complex for severely physically disabled adults.

Financing

	Fund Type	Grant Year	Grant	Funded Amount	Drawn In Program Year	Drawn Thru Program Year
CDBG	EN	2017	B17MC170031	\$49,950.00	\$0.00	\$0.00
Total	Total			\$49,950.00	\$0.00	\$0.00

Proposed Accomplishments

Housing Units : 31

Actual Accomplishments

Number assisted:

	Owner		Renter		Total		Person	
	Total	Hispanic	Total	Hispanic	Total	Hispanic	Total	Hispanic
White:	0	0	0	0	0	0		0
Black/African American:	0	0	0	0	0	0	0	0
Asian:	0	0	0	0	0	0	0	0
American Indian/Alaskan Native:	0	0	0	0	0	0	0	0
Native Hawaiian/Other Pacific Islander:	0	0	0	0	0	0	0	0
American Indian/Alaskan Native & White:	0	0	0	0	0	0	0	0
Asian White:	0	0	0	0	0	0	0	0
Black/African American & White:	0	0	0	0	0	0	0	0
American Indian/Alaskan Native & Black/African American:	0	0	0	0	0	0	0	0
Other multi-racial:	0	0	0	0	0	0	0	0
Asian/Pacific Islander:	0	0	0	0	0	0	0	0
Hispanic:	0	0	0	0	0	0	0	0
Total:	0	0	0	0	0	0	0	0
Female-headed Households:	0		0		0			



U.S. Department of Housing and Urban Development
Office of Community Planning and Development
Integrated Disbursement and Information System
CDBG Activity Summary Report (GPR) for Program Year 2017
NAPERVILLE

Date: 31-May-2018

Time: 16:03

Page: 40

Income Category:

	Owner	Renter	Total	Person
Extremely Low	0	0	0	0
Low Mod	0	0	0	0
Moderate	0	0	0	0
Non Low Moderate	0	0	0	0
Total	0	0	0	0
Percent Low/Mod				

Annual Accomplishments

No data returned for this view. This might be because the applied filter excludes all data.



U.S. Department of Housing and Urban Development
Office of Community Planning and Development
Integrated Disbursement and Information System
CDBG Activity Summary Report (GPR) for Program Year 2017
NAPERVILLE

Date: 31-May-2018
Time: 16:03
Page: 41

PGM Year: 2017
Project: 0010 - Loaves & Fishes CARES Program - Emergency Financial Assistance Program
IDIS Activity: 399 - Loaves & Fishes CARES Program - Emergency Financial Assistance Program

Status: Open
Location: 1871 High Grove Ln Naperville, IL 60540-3931
Objective: Provide decent affordable housing
Outcome: Availability/accessibility
Matrix Code: Subsistence Payment (05Q) **National Objective:** LMC

Initial Funding Date: 12/21/2017

Description:

A total of \$42,500 in CDBG funds is awarded to provide temporary rent, mortgage and utility payment assistance to households at risk of homelessness.

Financing

	Fund Type	Grant Year	Grant	Funded Amount	Drawn In Program Year	Drawn Thru Program Year
CDBG	EN	2017	B17MC170031	\$19,790.08	\$12,719.08	\$12,719.08
	PI			\$22,709.92	\$22,709.92	\$22,709.92
Total	Total			\$42,500.00	\$35,429.00	\$35,429.00

Proposed Accomplishments


People (General) : 300

Actual Accomplishments

Number assisted:

	Owner		Renter		Total		Person	
	Total	Hispanic	Total	Hispanic	Total	Hispanic	Total	Hispanic
White:	0	0	0	0	0	0	103	23
Black/African American:	0	0	0	0	0	0	128	0
Asian:	0	0	0	0	0	0	10	0
American Indian/Alaskan Native:	0	0	0	0	0	0	0	0
Native Hawaiian/Other Pacific Islander:	0	0	0	0	0	0	0	0
American Indian/Alaskan Native & White:	0	0	0	0	0	0	0	0
Asian White:	0	0	0	0	0	0	0	0
Black/African American & White:	0	0	0	0	0	0	0	0
American Indian/Alaskan Native & Black/African American:	0	0	0	0	0	0	0	0
Other multi-racial:	0	0	0	0	0	0	4	0
Asian/Pacific Islander:	0	0	0	0	0	0	0	0
Hispanic:	0	0	0	0	0	0	0	0
Total:	0	0	0	0	0	0	245	23

Female-headed Households: 0



U.S. Department of Housing and Urban Development
 Office of Community Planning and Development
 Integrated Disbursement and Information System
 CDBG Activity Summary Report (GPR) for Program Year 2017
 NAPERVILLE


Date: 31-May-2018
 Time: 16:03
 Page: 42

Income Category:

	Owner	Renter	Total	Person
Extremely Low	0	0	0	115
Low Mod	0	0	0	62
Moderate	0	0	0	45
Non Low Moderate	0	0	0	23
Total	0	0	0	245
Percent Low/Mod				90.6%

Annual Accomplishments

Years	Accomplishment Narrative	# Benefitting
2017	<p>A total of \$42,500.00 in CDBG funds was used to provide temporary rent and utility assistance to 245 individuals in 97 households from October, 2017 to March, 2018. A total of 90.6% of persons assisted were from low- or moderate-income households.</p> <p>*October, 2017 - Provided \$722.85 in utility assistance and \$3,752.68 in rental assistance for a total of \$4,475.53 to 26 persons in 11 households. 14 White, 11 Black and 1 Multi-racial; 5 Hispanic; 10 Extremely Low-Income and 16 Low-Income; 6 Female-Headed Hhlds.</p> <p>*November, 2017 - Provided \$1,363.24 in utility assistance and \$6,880.31 in rental assistance for a total of \$8,243.55 to 39 persons in 17 households. 14 White, 25 Black; 2 Hispanic; 13 Extremely Low-Income, 7 Low-Income, 13 Moderate-Income and 6 Above-Moderate Income; 11 Female-Headed Hhlds.</p> <p>*December, 2017 - Provided \$119.17 in utility assistance and \$7,038.06 in rental assistance for a total of \$7,157.23 to 39 persons in 15 households. 21 White, 18 Black; 8 Hispanic; 26 Extremely low-Income, 3 Low-Income, 8 Moderate-Income and 2 Above-Moderate Income; 12 Female-Headed Hhlds.</p> <p>*January, 2018 - Provided \$2,338.03 in utility assistance and \$6,234.48 in rental assistance for a total of \$8,572.51 to 57 persons in 21 households. 20 White, 29 Black, 5 Asian, 3 Other Multi-Racial; 3 Hispanic. 23 Extremely Low-Income, 21 Low-Income and 13 Moderate-Income; 15 Female-Headed Hhlds.</p> <p>*February, 2018 - Provided \$1,552.26 in utility assistance and \$5,427.92 in rental assistance for a total of \$6,980.18 to 43 persons in 14 households. 20 White, 21 Black, 2 Asian; 5 Hispanic. 28 Extremely Low-Income, 4 Low-Income, 5 Moderate-Income and 6 above Moderate-income; 8 Female-Headed Hhlds.</p> <p>*March, 2018 - Provided \$2,878.82 in utility assistance and \$4,192.18 in rental assistance for a total of \$7,071.00 to 41 persons in 18 households. 14 White, 24 Black, 3 Asian. 23 Extremely Low-Income, 3 Low-Income, 6 Moderate-Income and 5 above Moderate-Income; 12 Female-Headed Hhlds.</p>	



U.S. Department of Housing and Urban Development
 Office of Community Planning and Development
 Integrated Disbursement and Information System
 CDBG Activity Summary Report (GPR) for Program Year 2017
 NAPERVILLE

Date: 31-May-2018
 Time: 16:03
 Page: 43

PGM Year: 2017
Project: 0011 - Naperville Elderly Homes - Entry Door Replacement
IDIS Activity: 400 - Naperville Elderly Homes - Entry Door Replacement

Status: Open
Location: 310 Martin Ave Naperville, IL 60540-6542
Objective: Provide decent affordable housing
Outcome: Affordability
Matrix Code: Rehab; Multi-Unit Residential (14B) **National Objective:** LMH

Initial Funding Date: 03/28/2018

Description:

A total of \$44,000 is awarded to replace entry doors in a multi-family apartment complex for low-income senior citizens.

Financing

	Fund Type	Grant Year	Grant	Funded Amount	Drawn In Program Year	Drawn Thru Program Year
CDBG	EN	2017	B17MC170031	\$44,000.00	\$0.00	\$0.00
Total	Total			\$44,000.00	\$0.00	\$0.00

Proposed Accomplishments

Housing Units : 121

Actual Accomplishments

Number assisted:

	Owner		Renter		Total		Person	
	Total	Hispanic	Total	Hispanic	Total	Hispanic	Total	Hispanic
White:	0	0	0	0	0	0		0
Black/African American:	0	0	0	0	0	0	0	0
Asian:	0	0	0	0	0	0	0	0
American Indian/Alaskan Native:	0	0	0	0	0	0	0	0
Native Hawaiian/Other Pacific Islander:	0	0	0	0	0	0	0	0
American Indian/Alaskan Native & White:	0	0	0	0	0	0	0	0
Asian White:	0	0	0	0	0	0	0	0
Black/African American & White:	0	0	0	0	0	0	0	0
American Indian/Alaskan Native & Black/African American:	0	0	0	0	0	0	0	0
Other multi-racial:	0	0	0	0	0	0	0	0
Asian/Pacific Islander:	0	0	0	0	0	0	0	0
Hispanic:	0	0	0	0	0	0	0	0
Total:	0	0	0	0	0	0	0	0
Female-headed Households:	0		0		0			



U.S. Department of Housing and Urban Development
Office of Community Planning and Development
Integrated Disbursement and Information System
CDBG Activity Summary Report (GPR) for Program Year 2017
NAPERVILLE

Date: 31-May-2018

Time: 16:03

Page: 44

Income Category:

	Owner	Renter	Total	Person
Extremely Low	0	0	0	0
Low Mod	0	0	0	0
Moderate	0	0	0	0
Non Low Moderate	0	0	0	0
Total	0	0	0	0
Percent Low/Mod				

Annual Accomplishments

No data returned for this view. This might be because the applied filter excludes all data.



U.S. Department of Housing and Urban Development
Office of Community Planning and Development
Integrated Disbursement and Information System
CDBG Activity Summary Report (GPR) for Program Year 2017
NAPERVILLE

Date: 31-May-2018

Time: 16:03

Page: 46

Income Category:

	Owner	Renter	Total	Person
Extremely Low	0	0	0	0
Low Mod	0	0	0	0
Moderate	0	0	0	0
Non Low Moderate	0	0	0	0
Total	0	0	0	0
Percent Low/Mod				

Annual Accomplishments

No data returned for this view. This might be because the applied filter excludes all data.



U.S. Department of Housing and Urban Development
 Office of Community Planning and Development
 Integrated Disbursement and Information System
 CDBG Activity Summary Report (GPR) for Program Year 2017
 NAPERVILLE

Date: 31-May-2018
 Time: 16:03
 Page: 47

PGM Year: 2017
Project: 0013 - Peoples Resource Center - HVAC System Replacement
IDIS Activity: 402 - Peoples Resource Center - HVAC System Replacement

Status: Open
Location: 201 S Naperville Rd Wheaton, IL 60187-5417
Objective: Create suitable living environments
Outcome: Availability/accessibility
Matrix Code: Other Public Improvements Not Listed
National Objective: LMC
 in 03A-03S (03Z)

Initial Funding Date: 03/28/2018

Description:

A total of \$15,000 in CDBG funds is awarded to replace the HVAC system of a social service agency serving Naperville residents.

Financing

	Fund Type	Grant Year	Grant	Funded Amount	Drawn In Program Year	Drawn Thru Program Year
CDBG	EN	2017	B17MC170031	\$15,000.00	\$0.00	\$0.00
Total	Total			\$15,000.00	\$0.00	\$0.00

Proposed Accomplishments

People (General) : 1,300

Actual Accomplishments

Number assisted:

	Owner		Renter		Total		Person	
	Total	Hispanic	Total	Hispanic	Total	Hispanic	Total	Hispanic
White:	0	0	0	0	0	0		0
Black/African American:	0	0	0	0	0	0	0	0
Asian:	0	0	0	0	0	0	0	0
American Indian/Alaskan Native:	0	0	0	0	0	0	0	0
Native Hawaiian/Other Pacific Islander:	0	0	0	0	0	0	0	0
American Indian/Alaskan Native & White:	0	0	0	0	0	0	0	0
Asian White:	0	0	0	0	0	0	0	0
Black/African American & White:	0	0	0	0	0	0	0	0
American Indian/Alaskan Native & Black/African American:	0	0	0	0	0	0	0	0
Other multi-racial:	0	0	0	0	0	0	0	0
Asian/Pacific Islander:	0	0	0	0	0	0	0	0
Hispanic:	0	0	0	0	0	0	0	0
Total:	0	0	0	0	0	0	0	0
Female-headed Households:	0		0		0			



U.S. Department of Housing and Urban Development
Office of Community Planning and Development
Integrated Disbursement and Information System
CDBG Activity Summary Report (GPR) for Program Year 2017
NAPERVILLE

Date: 31-May-2018

Time: 16:03


Page: 48

Income Category:

	Owner	Renter	Total	Person
Extremely Low	0	0	0	0
Low Mod	0	0	0	0
Moderate	0	0	0	0
Non Low Moderate	0	0	0	0
Total	0	0	0	0
Percent Low/Mod				

Annual Accomplishments

No data returned for this view. This might be because the applied filter excludes all data.



U.S. Department of Housing and Urban Development
Office of Community Planning and Development
Integrated Disbursement and Information System
CDBG Activity Summary Report (GPR) for Program Year 2017
NAPERVILLE

Date: 31-May-2018

Time: 16:03

Page: 50

Income Category:

	Owner	Renter	Total	Person
Extremely Low	0	0	0	0
Low Mod	0	0	0	0
Moderate	0	0	0	0
Non Low Moderate	0	0	0	0
Total	0	0	0	0
Percent Low/Mod				

Annual Accomplishments

No data returned for this view. This might be because the applied filter excludes all data.



U.S. Department of Housing and Urban Development
Office of Community Planning and Development
Integrated Disbursement and Information System
CDBG Activity Summary Report (GPR) for Program Year 2017
NAPERVILLE

Date: 31-May-2018

Time: 16:03

Page: 51

Total Funded Amount:	\$1,222,223.31
Total Drawn Thru Program Year:	\$878,883.55
Total Drawn In Program Year:	\$403,189.13



Office of Community Planning and Development
 U.S. Department of Housing and Urban Development
 Integrated Disbursement and Information System
 PR26 - CDBG Financial Summary Report
 Program Year 2017
 NAPERVILLE , IL

DATE: 06-05-18
 TIME: 16:09
 PAGE: 1

PART I: SUMMARY OF CDBG RESOURCES

01 UNEXPENDED CDBG FUNDS AT END OF PREVIOUS PROGRAM YEAR	0.00
02 ENTITLEMENT GRANT	455,778.00
03 SURPLUS URBAN RENEWAL	0.00
04 SECTION 108 GUARANTEED LOAN FUNDS	0.00
05 CURRENT YEAR PROGRAM INCOME	97,394.00
05a CURRENT YEAR SECTION 108 PROGRAM INCOME (FOR SI TYPE)	0.00
06 FUNDS RETURNED TO THE LINE-OF-CREDIT	0.00
06a FUNDS RETURNED TO THE LOCAL CDBG ACCOUNT	0.00
07 ADJUSTMENT TO COMPUTE TOTAL AVAILABLE	0.00
08 TOTAL AVAILABLE (SUM, LINES 01-07)	553,172.00

PART II: SUMMARY OF CDBG EXPENDITURES

09 DISBURSEMENTS OTHER THAN SECTION 108 REPAYMENTS AND PLANNING/ADMINISTRATION	353,186.13
10 ADJUSTMENT TO COMPUTE TOTAL AMOUNT SUBJECT TO LOW/MOD BENEFIT	0.00
11 AMOUNT SUBJECT TO LOW/MOD BENEFIT (LINE 09 + LINE 10)	353,186.13
12 DISBURSED IN IDIS FOR PLANNING/ADMINISTRATION	50,003.00
13 DISBURSED IN IDIS FOR SECTION 108 REPAYMENTS	0.00
14 ADJUSTMENT TO COMPUTE TOTAL EXPENDITURES	0.00
15 TOTAL EXPENDITURES (SUM, LINES 11-14)	403,189.13
16 UNEXPENDED BALANCE (LINE 08 - LINE 15)	149,982.87

PART III: LOWMOD BENEFIT THIS REPORTING PERIOD

17 EXPENDED FOR LOW/MOD HOUSING IN SPECIAL AREAS	0.00
18 EXPENDED FOR LOW/MOD MULTI-UNIT HOUSING	0.00
19 DISBURSED FOR OTHER LOW/MOD ACTIVITIES	239,974.13
20 ADJUSTMENT TO COMPUTE TOTAL LOW/MOD CREDIT	0.00
21 TOTAL LOW/MOD CREDIT (SUM, LINES 17-20)	239,974.13
22 PERCENT LOW/MOD CREDIT (LINE 21/LINE 11)	67.95%

LOW/MOD BENEFIT FOR MULTI-YEAR CERTIFICATIONS

23 PROGRAM YEARS(PY) COVERED IN CERTIFICATION	PY: PY: PY:
24 CUMULATIVE NET EXPENDITURES SUBJECT TO LOW/MOD BENEFIT CALCULATION	0.00
25 CUMULATIVE EXPENDITURES BENEFITING LOW/MOD PERSONS	0.00
26 PERCENT BENEFIT TO LOW/MOD PERSONS (LINE 25/LINE 24)	0.00%

PART IV: PUBLIC SERVICE (PS) CAP CALCULATIONS

27 DISBURSED IN IDIS FOR PUBLIC SERVICES	60,314.80
28 PS UNLIQUIDATED OBLIGATIONS AT END OF CURRENT PROGRAM YEAR	0.00
29 PS UNLIQUIDATED OBLIGATIONS AT END OF PREVIOUS PROGRAM YEAR	0.00
30 ADJUSTMENT TO COMPUTE TOTAL PS OBLIGATIONS	0.00
31 TOTAL PS OBLIGATIONS (LINE 27 + LINE 28 - LINE 29 + LINE 30)	60,314.80
32 ENTITLEMENT GRANT	455,778.00
33 PRIOR YEAR PROGRAM INCOME	0.00
34 ADJUSTMENT TO COMPUTE TOTAL SUBJECT TO PS CAP	0.00
35 TOTAL SUBJECT TO PS CAP (SUM, LINES 32-34)	455,778.00
36 PERCENT FUNDS OBLIGATED FOR PS ACTIVITIES (LINE 31/LINE 35)	13.23%

PART V: PLANNING AND ADMINISTRATION (PA) CAP

37 DISBURSED IN IDIS FOR PLANNING/ADMINISTRATION	50,003.00
38 PA UNLIQUIDATED OBLIGATIONS AT END OF CURRENT PROGRAM YEAR	0.00
39 PA UNLIQUIDATED OBLIGATIONS AT END OF PREVIOUS PROGRAM YEAR	0.00
40 ADJUSTMENT TO COMPUTE TOTAL PA OBLIGATIONS	0.00
41 TOTAL PA OBLIGATIONS (LINE 37 + LINE 38 - LINE 39 +LINE 40)	50,003.00
42 ENTITLEMENT GRANT	455,778.00
43 CURRENT YEAR PROGRAM INCOME	97,394.00
44 ADJUSTMENT TO COMPUTE TOTAL SUBJECT TO PA CAP	0.00
45 TOTAL SUBJECT TO PA CAP (SUM, LINES 42-44)	553,172.00
46 PERCENT FUNDS OBLIGATED FOR PA ACTIVITIES (LINE 41/LINE 45)	9.04%



Office of Community Planning and Development
 U.S. Department of Housing and Urban Development
 Integrated Disbursement and Information System
 PR26 - CDBG Financial Summary Report
 Program Year 2017
 NAPERVILLE, IL

DATE: 06-05-18
 TIME: 16:09
 PAGE: 2

LINE 17 DETAIL: ACTIVITIES TO CONSIDER IN DETERMINING THE AMOUNT TO ENTER ON LINE 17

Report returned no data.

LINE 18 DETAIL: ACTIVITIES TO CONSIDER IN DETERMINING THE AMOUNT TO ENTER ON LINE 18

Plan Year	IDIS Project	IDIS Activity	Activity Name	Matrix Code	National Objective	Drawn Amount
2016	5	385	DuPage PADS_Olympus Place Flooring Replacement	14B	LMH	\$49,684.00
2016	6	386	IILC_Elevator and Security System Upgrades	14B	LMH	\$16,528.00
2016	7	387	Naperville Elderly Homes_Masonry Improvements and Sealing	14B	LMH	\$47,000.00
				14B	Matrix Code	<u>\$113,212.00</u>
Total						\$113,212.00

LINE 19 DETAIL: ACTIVITIES INCLUDED IN THE COMPUTATION OF LINE 19

Plan Year	IDIS Project	IDIS Activity	Voucher Number	Activity Name	Matrix Code	National Objective	Drawn Amount
2016	3	383	6051592	CHAD_Fund-A-Home	01	LMH	\$100,000.00
					01	Matrix Code	<u>\$100,000.00</u>
2016	8	388	6060698	Ray Graham Association_Starling CILA Exterior Improvements	03B	LMC	\$11,418.00
2016	8	388	6069929	Ray Graham Association_Starling CILA Exterior Improvements	03B	LMC	\$14,329.00
					03B	Matrix Code	<u>\$25,747.00</u>
2016	1	381	6104279	Bridge Communities_Crime Prevention/Capital Safety	03C	LMC	\$37,257.33
2016	2	382	6099615	ChildServ_Naperville Group Home Capital Improvements	03C	LMC	\$15,990.00
2016	2	382	6111269	ChildServ_Naperville Group Home Capital Improvements	03C	LMC	\$665.00
					03C	Matrix Code	<u>\$53,912.33</u>
2017	8	397	6107639	DuPage PADS - Interim (Overnight) Housing Program	03T	LMC	\$1,082.61
2017	8	397	6109406	DuPage PADS - Interim (Overnight) Housing Program	03T	LMC	\$1,751.22
2017	8	397	6114418	DuPage PADS - Interim (Overnight) Housing Program	03T	LMC	\$4,191.28
2017	8	397	6127551	DuPage PADS - Interim (Overnight) Housing Program	03T	LMC	\$7,025.11
					03T	Matrix Code	<u>\$14,050.22</u>
2016	9	389	6027340	CARES Program_Emergency Financial Assistance Program	05Q	LMC	\$7,197.88
2016	9	389	6034071	CARES Program_Emergency Financial Assistance Program	05Q	LMC	\$3,637.70
2017	10	399	6107639	Loaves & Fishes CARES Program - Emergency Financial Assistance Program	05Q	LMC	\$4,475.53
2017	10	399	6109406	Loaves & Fishes CARES Program - Emergency Financial Assistance Program	05Q	LMC	\$8,243.55
2017	10	399	6114418	Loaves & Fishes CARES Program - Emergency Financial Assistance Program	05Q	LMC	\$7,157.23
2017	10	399	6127551	Loaves & Fishes CARES Program - Emergency Financial Assistance Program	05Q	LMC	\$8,572.51
2017	10	399	6134804	Loaves & Fishes CARES Program - Emergency Financial Assistance Program	05Q	LMC	\$6,980.18
					05Q	Matrix Code	<u>\$46,264.58</u>
Total							\$239,974.13

LINE 27 DETAIL: ACTIVITIES INCLUDED IN THE COMPUTATION OF LINE 27

Plan Year	IDIS Project	IDIS Activity	Voucher Number	Activity Name	Matrix Code	National Objective	Drawn Amount
2017	8	397	6107639	DuPage PADS - Interim (Overnight) Housing Program	03T	LMC	\$1,082.61
2017	8	397	6109406	DuPage PADS - Interim (Overnight) Housing Program	03T	LMC	\$1,751.22
2017	8	397	6114418	DuPage PADS - Interim (Overnight) Housing Program	03T	LMC	\$4,191.28
2017	8	397	6127551	DuPage PADS - Interim (Overnight) Housing Program	03T	LMC	\$7,025.11
					03T	Matrix Code	<u>\$14,050.22</u>
2016	9	389	6027340	CARES Program_Emergency Financial Assistance Program	05Q	LMC	\$7,197.88



Office of Community Planning and Development
 U.S. Department of Housing and Urban Development
 Integrated Disbursement and Information System
 PR26 - CDBG Financial Summary Report
 Program Year 2017
 NAPERVILLE , IL

DATE: 06-05-18
 TIME: 16:09
 PAGE: 3

Plan Year	IDIS Project	IDIS Activity	Voucher Number	Activity Name	Matrix Code	National Objective	Drawn Amount
2016	9	389	6034071	CARES Program_Emergency Financial Assistance Program	05Q	LMC	\$3,637.70
2017	10	399	6107639	Loaves & Fishes CARES Program - Emergency Financial Assistance Program	05Q	LMC	\$4,475.53
2017	10	399	6109406	Loaves & Fishes CARES Program - Emergency Financial Assistance Program	05Q	LMC	\$8,243.55
2017	10	399	6114418	Loaves & Fishes CARES Program - Emergency Financial Assistance Program	05Q	LMC	\$7,157.23
2017	10	399	6127551	Loaves & Fishes CARES Program - Emergency Financial Assistance Program	05Q	LMC	\$8,572.51
2017	10	399	6134804	Loaves & Fishes CARES Program - Emergency Financial Assistance Program	05Q	LMC	\$6,980.18
					05Q	Matrix Code	\$46,264.58
Total							\$60,314.80

LINE 37 DETAIL: ACTIVITIES INCLUDED IN THE COMPUTATION OF LINE 37

Plan Year	IDIS Project	IDIS Activity	Voucher Number	Activity Name	Matrix Code	National Objective	Drawn Amount
2016	11	380	6071387	City of Naperville_Program Administration	21A		\$50,003.00
					21A	Matrix Code	\$50,003.00
Total							\$50,003.00