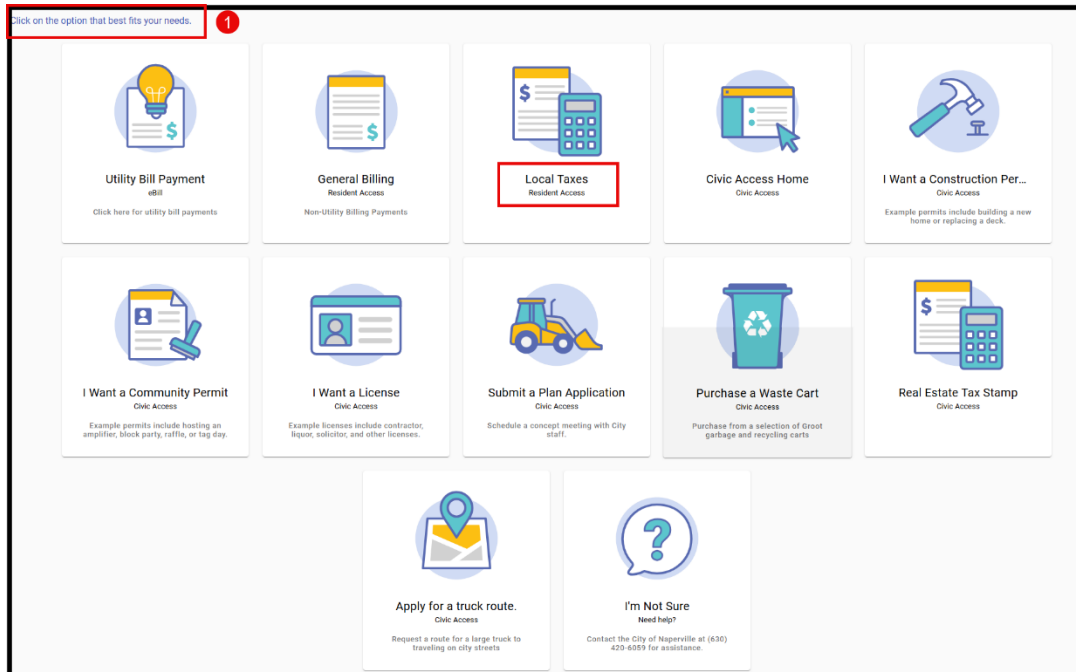


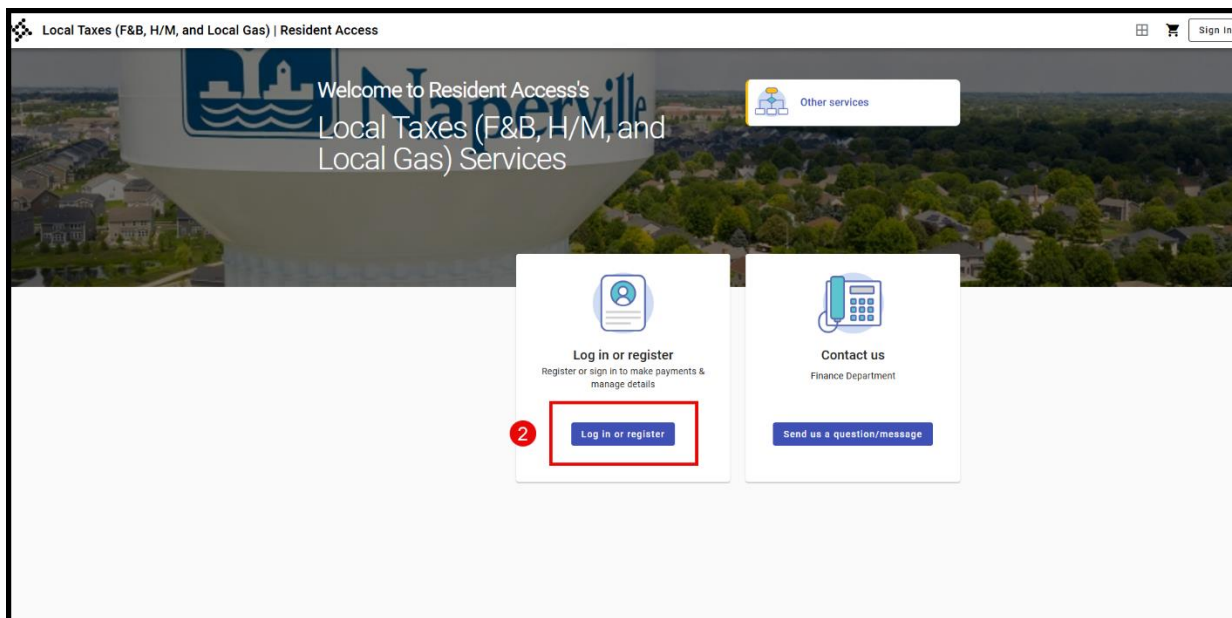
Sign into Resident Access (RA)

RA Login Webpage: <https://napervilleil.tylerportico.com/navigator/public/selections>

1 Click on the option that best fits your needs in the upper left side of screen.



2 A login screen will appear. Click the blue **Log in or Register** button. NOTE: If you have not registered for an account, you will need to register (see the Registering for RA instructions).



Sign into Resident Access (RA)

3 Enter your email address and click **Next**.

Sign in to community access services for City of Naperville, IL.

Email address

Keep me signed in

Next

Sign in with...

Google Apple Microsoft Facebook

Unlock account? Help

Create an account

4 The system will direct you to an email verification page. Confirm your email for the account and click the blue **Send me an email** button.

Get a verification email

Send a verification email to [redacted] by clicking on "Send me an email".

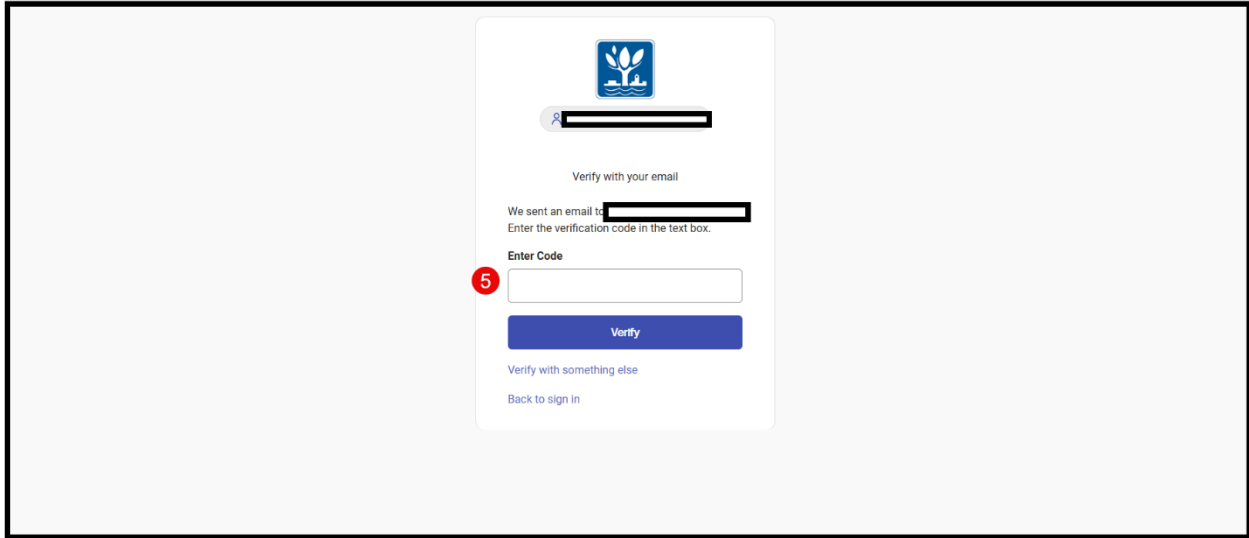
Send me an email

Verify with something else

Back to sign in

Sign into Resident Access (RA)

5 You will receive an email with a verification code. Enter code in text box and select the blue **Verify** button.



The screenshot shows a verification page with a logo at the top, a text input field, and a blue 'Verify' button. A red circle with the number '5' is placed next to the 'Enter Code' text box.

Verify with your email

We sent an email to [redacted]
Enter the verification code in the text box.

Enter Code

5

Verify

Verify with something else

[Back to sign in](#)

6 The system will now direct you back to the home page of Resident Access – Local Taxes.